


MULTILAYER CERAMIC CHIP CAPACITORS



C Series Commercial Grade High Voltage (1000V and over)

Type:

- C3225 [EIA CC1210]**
- C4520 [EIA CC1808]**
- C4532 [EIA CC1812]**
- C5750 [EIA CC2220]**



REMINDERS

Please read before using this product

SAFETY REMINDERS

REMINDERS

1. If you intend to use a product listed in this catalog for a purpose that may cause loss of life or other damage, you must contact our company’s sales window.
2. We may modify products or discontinue production of a product listed in this catalog without prior notification.
3. We provide “Delivery Specification” that explain precautions for the specifications and safety of each product listed in this catalog. We strongly recommend that you exchange these delivery specifications with customers that use one of these products.
4. If you plan to export a product listed in this catalog, keep in mind that it may be a restricted item according to the “Foreign Exchange and Foreign Trade Control Law”. In such cases, it is necessary to acquire export permission in harmony with this law.
5. Any reproduction or transferring of the contents of this catalog is prohibited without prior permission from our company.
6. We are not responsible for problems that occur related to the intellectual property rights or other rights of our company or a third party when you use a product listed in this catalog. We do not grant license of these rights.
7. This catalog only applies to products purchased through our company or one of our company’s official agencies. This catalog does not apply to products that are purchased through other third parties.

Notice: Effective January 2013, TDK will use a new catalog number which adds product thickness and packaging specification detail. This new catalog number should be referenced on all catalog orders going forward, and is not applicable for OEM part number orders. Please be aware the last five digits of the catalog number will differ from the item description (internal control number) on the product label. Contact your local TDK Sales representative for more information.

(Example)

Catalog Issued date	Catalog Number	Item Description (On Delivery Label)
Prior to January 2013	C1608C0G1E103J(080AA)	C1608C0G1E103JT000N
January 2013 and Later	C1608C0G1E103J080AA	C1608C0G1E103JT000N




Lead Free



RoHS COMPLIANT



Ecological



C Series

High Voltage (1000V and over)

Type: C3225 [EIA CC1210], C4520 [EIA CC1808], C4532 [EIA CC1812], C5750 [EIA CC2220]

Features

- Advanced design provides improved withstand voltage characteristics.
- TDK's proprietary internal electrode structure and the use of low-dielectric-strength material result in highly reliable performance in high-voltage applications.
- Complies with ISO8802-3 for LAN applications.
- Designed exclusively for reflow soldering.

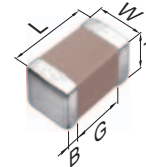
Applications

- Inverter circuits with a liquid crystal backlight
- LAN card
- General high voltage circuits
- Noise bypass for power supply
- Transceiver for LAN
- Hub, etc.

Cautions

- A slit of about 1mm on the circuit board is recommended to improve removal of the flux after soldering.
- Ensure that this product is completely dried following washing.
- Because this product will be subjected to high voltages, use only low-activity rosin flux (with 0.2% max. of chlorine).
- Using this product with aluminum circuit boards must be considered a special implementation because the high heat stress levels are involved. In case of using aluminum circuit boards, please contact TDK.

Shape & Dimensions



L	Body Length
W	Body Width
T	Body Height
B	Terminal Width
G	Terminal Spacing

Catalog Number Construction

C • 4532 • X7R • 3A • 103 • K • 200 • K • A

Series Name

Dimensions L x W (mm)

Code	Length	Width	Terminal
C3225	3.20 ± 0.40	2.50 ± 0.30	0.20 min.
C4520	4.50 ± 0.40	2.00 ± 0.30	0.20 min.
C4532	4.50 ± 0.40	3.20 ± 0.40	0.20 min.
C5750	5.70 ± 0.40	5.00 ± 0.40	0.20 min.

Temperature Characteristics

Temperature Characteristics	Temperature Coefficient or Capacitance Change	Temperature Range
C0G	0±30 ppm/°C	-55 to +125°C
CH	0±60 ppm/°C	-25 to +85°C
JB	±10%	-25 to +85°C
X7R	±15%	-55 to +125°C

Rated Voltage (DC)

Code	Voltage (DC)	Code	Voltage (DC)
3A	1,000V	3F	3,000V
3D	2,000V		

Nominal Capacitance (pF)

The capacitance is expressed in three digit codes and in units of pico Farads (pF). The first and second digits identify the first and second significant figures of the capacitance. The third digit identifies the multiplier.

Ex. 100=10pF; 101=100pF; 333=33,000pF

Capacitance Tolerance

Code	Tolerance
F	± 1pF
J	± 5%
K	± 10%
M	± 20%

Nominal Thickness

Code	Thickness
085	0.85 mm
110	1.10 mm
130	1.30 mm
160	1.60 mm
200	2.00 mm
230	2.30 mm
250	2.50 mm
280	2.80 mm

Packaging Style

Code	Style
A	178 mm Reel, 4 mm Pitch
K	178 mm Reel, 8 mm Pitch

Special Reserved Code

Code	Description
A	TDK Internal Code
C	TDK Internal Code

MULTILAYER CERAMIC CHIP CAPACITORS



Capacitance Range Chart

EIA CC1210 [C3225]

Capacitance Range Chart

Temperature Characteristics: C0G ($0 \pm 30 \text{ ppm}/^\circ\text{C}$)

Rated Voltage: 1KV (3A)

Capacitance		Tolerance	C0G 3A (1KV)
(pF)	Code		
1,000	102	J: $\pm 5\%$	
1,200	122		
1,500	152		
1,800	182		
2,200	222		
2,700	272		
3,300	332		
3,900	392		
4,700	472		
5,600	562		
6,800	682		
8,200	822		
10,000	103		
12,000	123		
15,000	153		
18,000	183		
22,000	223		

Standard Thickness

- 2.00 mm
- 2.30 mm
- 2.50 mm

Capacitance Range Chart

EIA CC1808 [C4520]

Capacitance Range Chart

Temperature Characteristics: C0G ($0 \pm 30 \text{ ppm}/^\circ\text{C}$), CH ($0 \pm 60 \text{ ppm}/^\circ\text{C}$), JB ($\pm 10\%$), X7R ($\pm 15\%$)

Rated Voltage: 3KV (3F), 2KV (3D), 1KV (3A)

Capacitance		Tolerance	C0G	CH	JB		X7R	
(pF)	Code		3F (3KV)	3F (3KV)	3D (2KV)	3A (1KV)	3D (2KV)	3A (1KV)
10	100	F: $\pm 1 \text{ pF}$ K: $\pm 10\%$						
12	120							
15	150							
18	180							
22	220							
27	270							
33	330							
39	390							
47	470							
56	560							
68	680	K: $\pm 10\%$ M: $\pm 20\%$						
82	820							
100	101							
470	471							
1,000	102							

Standard Thickness

- 0.85 mm
- 1.10 mm
- 1.30 mm
- 1.60 mm
- 2.00 mm

MULTILAYER CERAMIC CHIP CAPACITORS











Capacitance Range Chart

EIA CC1812 [C4532]






Capacitance Range Chart

Temperature Characteristics: C0G (0±30ppm/°C), CH (0±60ppm/°C), JB (±10%), X7R (±15%)

Rated Voltage: 3KV (3F), 2KV (3D), 1KV (3A)

Capacitance		Tolerance	C0G		JB		X7R		
(pF)	Code		3F (3KV)	3F (3KV)	3D (2KV)	3A (1KV)	3D (2KV)	3A (1KV)	
100	101	K: ±10%							
120	121								
150	151								
180	181								
220	221								
270	271								
330	331								
2,200	222	M: ±20%							
4,700	472								
10,000	103								

Standard Thickness

	1.30 mm
	1.60 mm
	2.00 mm
	2.30 mm
	2.50 mm


Capacitance Range Chart

EIA CC2220 [C5750]


Capacitance Range Chart

Temperature Characteristics: C0G (0±30ppm/°C)

Rated Voltage: 1KV (3A)

Capacitance		Tolerance	C0G
(pF)	Code		3A (1KV)
10,000	103	J: ±5%	
12,000	123		
15,000	153		
18,000	183		
22,000	223		
27,000	273		
33,000	333		

Standard Thickness

	2.80 mm
---	---------

MULTILAYER CERAMIC CHIP CAPACITORS



Capacitance Range Table

Class 1 (Temperature Compensating)

Temperature Characteristics: COG (-55 to +125°C, 0±30ppm/°C)

Capacitance	Size	Thickness (mm)	Capacitance Tolerance	Catalog Number	
				Rated VoltageEdc : 3KV	Rated VoltageEdc : 1KV
10 pF	4520	0.85 ± 0.15	± 1pF	C4520C0G3F100F085KA	
12 pF	4520	0.85 ± 0.15	± 10%	C4520C0G3F120K085KA	
15 pF	4520	1.10 ± 0.20	± 10%	C4520C0G3F150K110KA	
18 pF	4520	1.10 ± 0.20	± 10%	C4520C0G3F180K110KA	
22 pF	4520	1.10 ± 0.20	± 10%	C4520C0G3F220K110KA	
27 pF	4520	1.60 ± 0.20	± 10%	C4520C0G3F270K160KA	
33 pF	4520	1.60 ± 0.20	± 10%	C4520C0G3F330K160KA	
39 pF	4520	1.60 ± 0.20	± 10%	C4520C0G3F390K160KA	
47 pF	4520	1.60 ± 0.20	± 10%	C4520C0G3F470K160KA	
56 pF	4520	2.00 ± 0.20	± 10%	C4520C0G3F560K200KA	
68 pF	4520	2.00 ± 0.20	± 10%	C4520C0G3F680K200KA	
82 pF	4520	2.00 ± 0.20	± 10%	C4520C0G3F820K200KA	
100 pF	4520	2.00 ± 0.20	± 10%	C4520C0G3F101K200KA	
	4532	1.60 ± 0.20	± 10%	C4532C0G3F101K160KA	
120 pF	4532	1.60 ± 0.20	± 10%	C4532C0G3F121K160KA	
150 pF	4532	1.60 ± 0.20	± 10%	C4532C0G3F151K160KA	
180 pF	4532	1.60 ± 0.20	± 10%	C4532C0G3F181K160KA	
220 pF	4532	2.00 ± 0.20	± 10%	C4532C0G3F221K200KA	
270 pF	4532	2.30 ± 0.20	± 10%	C4532C0G3F271K230KA	
330 pF	4532	2.50 ± 0.30	± 10%	C4532C0G3F331K250KA	
1 nF	3225	2.00 ± 0.20	± 5%		C3225C0G3A102J200AC
1.2 nF	3225	2.00 ± 0.20	± 5%		C3225C0G3A122J200AC
1.5 nF	3225	2.00 ± 0.20	± 5%		C3225C0G3A152J200AC
1.8 nF	3225	2.00 ± 0.20	± 5%		C3225C0G3A182J200AC
2.2 nF	3225	2.00 ± 0.20	± 5%		C3225C0G3A222J200AC
2.7 nF	3225	2.00 ± 0.20	± 5%		C3225C0G3A272J200AC
3.3 nF	3225	2.00 ± 0.20	± 5%		C3225C0G3A332J200AC
3.9 nF	3225	2.00 ± 0.20	± 5%		C3225C0G3A392J200AC
4.7 nF	3225	2.00 ± 0.20	± 5%		C3225C0G3A472J200AC
5.6 nF	3225	2.00 ± 0.20	± 5%		C3225C0G3A562J200AC
6.8 nF	3225	2.00 ± 0.20	± 5%		C3225C0G3A682J200AC
8.2 nF	3225	2.30 ± 0.20	± 5%		C3225C0G3A822J230AC
10 nF	3225	2.50 ± 0.30	± 5%		C3225C0G3A103J250AC
	5750	2.80 ± 0.30	± 5%		C5750C0G3A103J280KC
12 nF	3225	2.50 ± 0.30	± 5%		C3225C0G3A123J250AC
	5750	2.80 ± 0.30	± 5%		C5750C0G3A123J280KC
15 nF	3225	2.50 ± 0.30	± 5%		C3225C0G3A153J250AC
	5750	2.80 ± 0.30	± 5%		C5750C0G3A153J280KC
18 nF	3225	2.50 ± 0.30	± 5%		C3225C0G3A183J250AC
	5750	2.80 ± 0.30	± 5%		C5750C0G3A183J280KC
22 nF	3225	2.50 ± 0.30	± 5%		C3225C0G3A223J250AC
	5750	2.80 ± 0.30	± 5%		C5750C0G3A223J280KC
27 nF	5750	2.80 ± 0.30	± 5%		C5750C0G3A273J280KC
33 nF	5750	2.80 ± 0.30	± 5%		C5750C0G3A333J280KC

⚠ Please be sure to request delivery specifications that provide further details on the features and specifications of the products for proper and safe use.
Please note that the contents may change without any prior notice due to reasons such as upgrading.

MULTILAYER CERAMIC CHIP CAPACITORS



Capacitance Range Table

Class 1 (Temperature Compensating)

Temperature Characteristics: CH (-25 to +85°C, 0±60ppm/°C)

Capacitance	Size	Thickness (mm)	Capacitance Tolerance	Catalog Number	
				Rated VoltageEdc : 3KV	
10 pF	4520	0.85 ± 0.15	± 1pF	C4520CH3F100F085KA	
12 pF	4520	0.85 ± 0.15	± 10%	C4520CH3F120K085KA	
15 pF	4520	1.10 ± 0.20	± 10%	C4520CH3F150K110KA	
18 pF	4520	1.10 ± 0.20	± 10%	C4520CH3F180K110KA	
22 pF	4520	1.10 ± 0.20	± 10%	C4520CH3F220K110KA	
27 pF	4520	1.60 ± 0.20	± 10%	C4520CH3F270K160KA	
33 pF	4520	1.60 ± 0.20	± 10%	C4520CH3F330K160KA	
39 pF	4520	1.60 ± 0.20	± 10%	C4520CH3F390K160KA	
47 pF	4520	1.60 ± 0.20	± 10%	C4520CH3F470K160KA	
56 pF	4520	2.00 ± 0.20	± 10%	C4520CH3F560K200KA	
68 pF	4520	2.00 ± 0.20	± 10%	C4520CH3F680K200KA	
82 pF	4520	2.00 ± 0.20	± 10%	C4520CH3F820K200KA	
100 pF	4520	2.00 ± 0.20	± 10%	C4520CH3F101K200KA	
	4532	1.60 ± 0.20	± 10%	C4532CH3F101K160KA	
120 pF	4532	1.60 ± 0.20	± 10%	C4532CH3F121K160KA	
150 pF	4532	1.60 ± 0.20	± 10%	C4532CH3F151K160KA	
180 pF	4532	1.60 ± 0.20	± 10%	C4532CH3F181K160KA	
220 pF	4532	2.00 ± 0.20	± 10%	C4532CH3F221K200KA	
270 pF	4532	2.30 ± 0.20	± 10%	C4532CH3F271K230KA	
330 pF	4532	2.50 ± 0.30	± 10%	C4532CH3F331K250KA	

Class 2 (Temperature Stable)

Temperature Characteristics: JB (-25 to +85°C, ±10%)

Capacitance	Size	Thickness (mm)	Capacitance Tolerance	Catalog Number	
				Rated VoltageEdc : 2KV	Rated VoltageEdc : 1KV
470 pF	4520	1.30 ± 0.20	± 10%	C4520JB3D471K130KA	C4520JB3A471K130KA
			± 20%	C4520JB3D471M130KA	C4520JB3A471M130KA
			± 10%	C4520JB3D102K130KA	C4520JB3A102K130KA
1 nF	4520	1.30 ± 0.20	± 20%	C4520JB3D102M130KA	C4520JB3A102M130KA
			± 10%	C4532JB3D222K130KA	
2.2 nF	4532	1.30 ± 0.20	± 20%	C4532JB3D222M130KA	
			± 10%		C4532JB3A472K160KA
4.7 nF	4532	1.60 ± 0.20	± 20%		C4532JB3A472M160KA
			± 10%		C4532JB3A103K200KA
10 nF	4532	2.00 ± 0.20	± 20%		C4532JB3A103M200KA

Class 2 (Temperature Stable)

Temperature Characteristics: X7R (-55 to +125°C, ±15%)

Capacitance	Size	Thickness (mm)	Capacitance Tolerance	Catalog Number	
				Rated VoltageEdc : 2KV	Rated VoltageEdc : 1KV
470 pF	4520	1.30 ± 0.20	± 10%	C4520X7R3D471K130KA	C4520X7R3A471K130KA
			± 20%	C4520X7R3D471M130KA	C4520X7R3A471M130KA
			± 10%	C4520X7R3D102K130KA	C4520X7R3A102K130KA
1 nF	4520	1.30 ± 0.20	± 20%	C4520X7R3D102M130KA	C4520X7R3A102M130KA
			± 10%	C4532X7R3D222K130KA	
2.2 nF	4532	1.30 ± 0.20	± 20%	C4532X7R3D222M130KA	
			± 10%		C4532X7R3A472K160KA
4.7 nF	4532	1.60 ± 0.20	± 20%		C4532X7R3A472M160KA
			± 10%		C4532X7R3A103K200KA
10 nF	4532	2.00 ± 0.20	± 20%		C4532X7R3A103M200KA

Mouser Electronics

Authorized Distributor

Click to View Pricing, Inventory, Delivery & Lifecycle Information:

TDK:

[C4520C0G3F100F](#) [C4520C0G3F101K](#) [C4520C0G3F120K](#) [C4520C0G3F150K](#) [C4520C0G3F180K](#)
[C4520C0G3F220K](#) [C4520C0G3F270K](#) [C4520C0G3F330K](#) [C4520C0G3F390K](#) [C4520C0G3F470K](#)
[C4520C0G3F560K](#) [C4520C0G3F680K](#) [C4520C0G3F820K](#) [C4520X7R3A102K](#) [C4520X7R3A471K](#)
[C4520X7R3D471K](#) [C4520X7R3D102K](#) [C3225X7S3A472K](#) [C3225X7S3D102K](#) [C3225X7S3D222K](#)
[C5750X7S3A223K](#) [C5750X7S3A473K](#) [C5750X7S3D103K](#) [C5750X7S3D472K](#) [C4520C0G3F100F085KA](#)
[C4520C0G3F220K110KA](#) [C4520C0G3F270K160KA](#) [C4520C0G3F820K200KA](#) [C4520C0G3F150K110KA](#)
[C4520X7R3D102K130KA](#) [C4520C0G3F470K160KA](#) [C5750X7S3A223K160KA](#) [C3225X7S3A472K160AA](#)
[C4520X7R3D471K130KA](#) [C4520C0G3F390K160KA](#) [C4520C0G3F330K160KA](#) [C4520C0G3F120K085KA](#)
[C3225X7S3D222K250AA](#) [C4520C0G3F680K200KA](#) [C5750X7S3D472K200KA](#) [C4520X7R3A471K130KA](#)
[C5750X7S3D103K250KA](#) [C5750X7S3A473K250KA](#) [C4520C0G3F560K200KA](#) [C3225X7S3D102K200AA](#)
[C4520C0G3F180K110KA](#) [C4520C0G3F101K200KA](#) [C4520X7R3A102K130KA](#) [C3225X5R1H225K250AB](#)
[C3225X7S3D102M200AA](#) [C4520CH3F120K085KA](#) [C4520JB3D471K130KA](#) [C3225X7R2A155K200AB](#)
[C5750JB2A105K230KA](#) [C5750JB2E474K230KA](#) [C5750JB2J224K230KA](#) [C5750X7S3A223M160KA](#)
[C3225CH1H333J160AA](#) [C3225JB1E106K250AA](#) [C3225X5R1C685M200AA](#) [C3225X5R1H106M250AB](#)
[C3225X7R2A155M200AB](#) [C4520X7S3A222M160KA](#) [C4520X7R3D471M130KA](#) [C4520CH3F101K200KA](#)
[C4532CH2J223J320KA](#) [C4532JB1H685K250KA](#) [C5750JB2A155M230KA](#) [C5750JB2J154K160KA](#)
[C3225X5R2A225K230AB](#) [C4520X7S3A222K160KA](#) [C4532JB2J104K230KA](#) [C5750JB1E226M250KA](#)
[C3225JB2A334K200AA](#) [C3225X5R2A225M230AB](#) [C4520JB3D102M130KA](#) [C4532CH3F151K160KA](#)
[C4520JB3D471M130KA](#) [C4532X5R1E156M250KA](#) [C3225JB1C106K200AA](#) [C3225JB1H335M250AA](#)
[C4520JB3D102K130KA](#) [C4532X7S2A335K200KB](#) [C5750X5R1E226M250KA](#) [C4520X7S3A472K160KA](#)
[C3225CH2A153J125AA](#) [C3225JB0J686M200AC](#) [C4520JB3A102M130KA](#) [C4520X7R3A471M130KA](#)
[C4532JB2E334M230KA](#) [C4532X5R1H685M250KA](#) [C5750X5R2A475M230KA](#) [C5750JB2A105M230KA](#)
[C4532X6S0J107M280KC](#) [C4532X7R3A103M200KA](#) [C5750JB2E105K230KA](#) [C5750X7S3A473M250KA](#)
[C5750X7S3D472M200KA](#) [C3225JB2J473K200AA](#) [C4520X7R3A102M130KA](#)