

X7R Dielectric

General Specifications



X7R formulations are called “temperature stable” ceramics and fall into EIA Class II materials. X7R is the most popular of these intermediate dielectric constant materials. Its temperature variation of capacitance is within $\pm 15\%$ from -55°C to $+125^{\circ}\text{C}$. This capacitance change is non-linear.

Capacitance for X7R varies under the influence of electrical operating conditions such as voltage and frequency. X7R dielectric chip usage covers the broad spectrum of industrial applications where known changes in capacitance due to applied voltages are acceptable.



PART NUMBER (SEE PAGE 4 FOR COMPLETE PART NUMBER EXPLANATION)

0805

Size
(L" x W")

5

Voltage
4V = 4
6.3V = 6
10V = Z
16V = Y
25V = 3
50V = 5
100V = 1
200V = 2
500V = 7

C

Dielectric
X7R = C

103

Capacitance Code (In pF)
2 Sig. Digits + Number of Zeros

M

Capacitance Tolerance
J = $\pm 5\%$ *
K = $\pm 10\%$
M = $\pm 20\%$

* $\leq 1\mu\text{F}$ only,
contact factory for additional values

A

Failure Rate
A = Not Applicable

T

Terminations
T = Plated Ni and Sn
Z = FLEXITERM®**
*Optional termination

**See FLEXITERM® X7R section

2

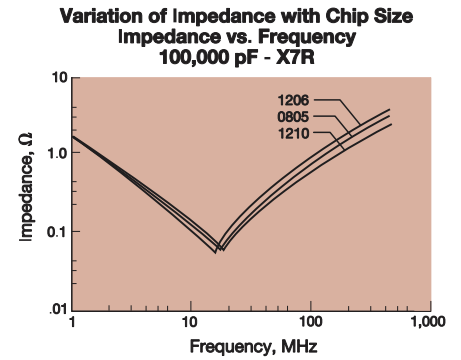
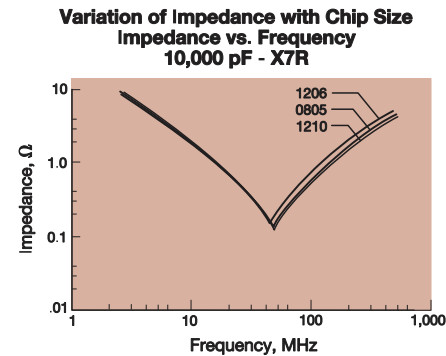
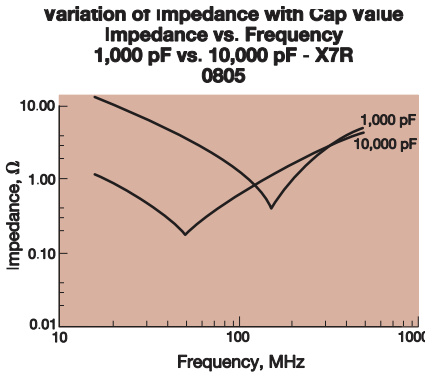
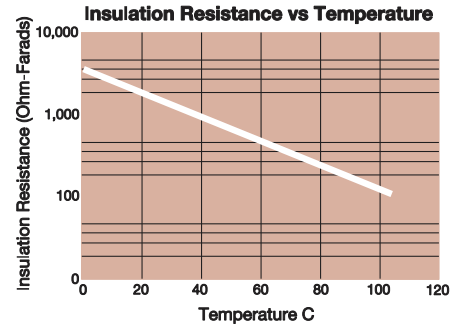
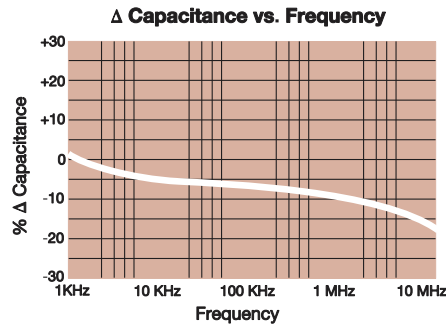
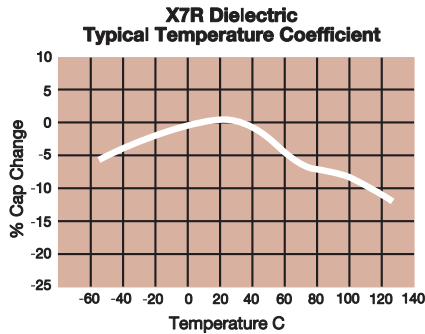
Packaging
2 = 7" Reel
4 = 13" Reel

Contact Factory For Multiples

A

Special Code
A = Std. Product

NOTE: Contact factory for availability of Termination and Tolerance Options for Specific Part Numbers. Contact factory for non-specified capacitance values.



X7R Dielectric

Specifications and Test Methods



Parameter/Test		X7R Specification Limits	Measuring Conditions	
Operating Temperature Range		-55°C to +125°C	Temperature Cycle Chamber	
Capacitance		Within specified tolerance		
Dissipation Factor		$\leq 10\%$ for $\geq 50V$ DC ratings $\leq 12.5\%$ for 25V DC rating $\leq 12.5\%$ for 25V and 16V DC rating $\leq 12.5\%$ for $\leq 10V$ DC rating Contact Factory for DF by PN	Freq.: 1.0 kHz $\pm 10\%$ Voltage: 1.0Vrms $\pm .2V$ For Cap > 10 μ F, 0.5Vrm @ 120Hz	
Insulation Resistance		100,000M Ω or 1000M Ω - μ F, whichever is less	Charge device with rated voltage for 120 \pm 5 secs @ room temp/humidity	
Dielectric Strength		No breakdown or visual defects	Charge device with 250% of rated voltage for 1-5 seconds, w/charge and discharge current limited to 50 mA (max) Note: Charge device with 150% of rated voltage for 500V devices.	
Resistance to Flexure Stresses	Appearance	No defects	Deflection: 2mm Test Time: 30 seconds	
	Capacitance Variation	$\leq \pm 12\%$		
	Dissipation Factor	Meets Initial Values (As Above)		
	Insulation Resistance	\geq Initial Value x 0.3		
Solderability		$\geq 95\%$ of each terminal should be covered with fresh solder	Dip device in eutectic solder at 230 \pm 5°C for 5.0 \pm 0.5 seconds	
Resistance to Solder Heat	Appearance	No defects, <25% leaching of either end terminal	Dip device in eutectic solder at 260°C for 60 seconds. Store at room temperature for 24 \pm 2 hours before measuring electrical properties.	
	Capacitance Variation	$\leq \pm 7.5\%$		
	Dissipation Factor	Meets Initial Values (As Above)		
	Insulation Resistance	Meets Initial Values (As Above)		
	Dielectric Strength	Meets Initial Values (As Above)		
Thermal Shock	Appearance	No visual defects	Step 1: -55°C \pm 2°	30 \pm 3 minutes
	Capacitance Variation	$\leq \pm 7.5\%$	Step 2: Room Temp	≤ 3 minutes
	Dissipation Factor	Meets Initial Values (As Above)	Step 3: +125°C \pm 2°	30 \pm 3 minutes
	Insulation Resistance	Meets Initial Values (As Above)	Step 4: Room Temp	≤ 3 minutes
	Dielectric Strength	Meets Initial Values (As Above)	Repeat for 5 cycles and measure after 24 \pm 2 hours at room temperature	
Load Life	Appearance	No visual defects	Charge device with 1.5 rated voltage ($\leq 10V$) in test chamber set at 125°C \pm 2°C for 1000 hours (+48, -0) If RV > 10V then Life Test voltage will be 2xRV but there are exceptions (please contact AVX for further details on exceptions) Remove from test chamber and stabilize at room temperature for 24 \pm 2 hours before measuring.	
	Capacitance Variation	$\leq \pm 12.5\%$		
	Dissipation Factor	\leq Initial Value x 2.0 (See Above)		
	Insulation Resistance	\geq Initial Value x 0.3 (See Above)		
	Dielectric Strength	Meets Initial Values (As Above)		
Load Humidity	Appearance	No visual defects	Store in a test chamber set at 85°C \pm 2°C/ 85% \pm 5% relative humidity for 1000 hours (+48, -0) with rated voltage applied. Remove from chamber and stabilize at room temperature and humidity for 24 \pm 2 hours before measuring.	
	Capacitance Variation	$\leq \pm 12.5\%$		
	Dissipation Factor	\leq Initial Value x 2.0 (See Above)		
	Insulation Resistance	\geq Initial Value x 0.3 (See Above)		
	Dielectric Strength	Meets Initial Values (As Above)		



The Important Information/Disclaimer is incorporated in the catalog where these specifications came from or available online at www.avx.com/disclaimer/ by reference and should be reviewed in full before placing any order.

X7R Dielectric

Capacitance Range



PREFERRED SIZES ARE SHADED

SIZE	0101*	0201	0402	0603	0805	1206	
Soldering	Reflow Only		Reflow/Wave	Reflow/Wave	Reflow/Wave	Reflow/Wave	
Packaging	Paper/Embossed	All Paper	All Paper	All Paper	Paper/Embossed	Paper/Embossed	
(L) Length	mm (in)	0.40 ± 0.02 (0.016 ± 0.0008)	0.60 ± 0.09 (0.024 ± 0.004)	1.00 ± 0.10 (0.040 ± 0.004)	1.60 ± 0.15 (0.063 ± 0.006)	2.01 ± 0.20 (0.079 ± 0.008)	3.20 ± 0.20 (0.126 ± 0.008)
(W) Width	mm (in)	0.20 ± 0.02 (0.008 ± 0.0008)	0.30 ± 0.09 (0.011 ± 0.004)	0.50 ± 0.10 (0.020 ± 0.004)	0.81 ± 0.15 (0.032 ± 0.006)	1.25 ± 0.20 (0.049 ± 0.008)	1.60 ± 0.20 (0.063 ± 0.008)
(t) Terminal	mm (in)	0.10 ± 0.04 (0.004 ± 0.0016)	0.15 ± 0.05 (0.006 ± 0.002)	0.25 ± 0.15 (0.010 ± 0.006)	0.35 ± 0.15 (0.014 ± 0.006)	0.50 ± 0.25 (0.020 ± 0.010)	0.50 ± 0.25 (0.020 ± 0.010)
WVDC	16	63 10 16 25 50	63 10 16 25 50	63 10 16 25 50 100 200 250	63 10 16 25 50 100 200 250	63 10 16 25 50 100 200 250	
Cap 100 101	B	A A A A A		C C C			
(pF) 150 151	B	A A A A A		C C C			
220 221	B	A A A A A		C C C			
330 331	B	A A A A A		C C C			
470 471	B	A A A A A		C C C			
680 681	B	A A A A A		C C C			
1000 102	B	A A A A A		C C C C			
1500 152	B	A A A A A		C C C C			
2200 222	B	A A A A A		C C C C			
3300 332		A A A A A		C C C C			
4700 472		A A A A A		C C C C			
6800 682		A A A A A		C C C C			
Cap 0.01 103		A A A A A		C C C C			
(µF) 0.015 153				C C C C			
0.022 223				C C C C			
0.033 333				C C C C			
0.047 473				C C C C			
0.068 683				C C C C			
0.1 104				C C C C			
0.15 154				C C C C			
0.22 224				C C C C			
0.33 334				C C C C			
0.47 474				C C C C			
0.68 684				C C C C			
1.0 105				C C C C			
2.2 225				C C C C			
4.7 475				C C C C			
10 106				C C C C			
22 226				C C C C			
47 476				C C C C			
100 107				C C C C			
WVDC	16	63 10 16 25 50	63 10 16 25 50	63 10 16 25 50 100 200 250	63 10 16 25 50 100 200 250	63 10 16 25 50 100 200 250	
SIZE	0101*	0201	0402	0603	0805	1206	

Letter	A	B	C	E	G	J	K	M	N	P	Q	X	Y	Z
Max. Thickness	0.33 (0.013)	0.22 (0.009)	0.56 (0.022)	0.71 (0.028)	0.90 (0.035)	0.94 (0.037)	1.02 (0.040)	1.27 (0.050)	1.40 (0.055)	1.52 (0.060)	1.78 (0.070)	2.29 (0.090)	2.54 (0.100)	2.79 (0.110)
	PAPER						EMBOSSSED							

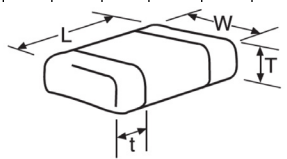
NOTE: Contact factory for non-specified capacitance values
 *EIA 01005
 **Contact Factory for Specifications

X7R Dielectric Capacitance Range



PREFERRED SIZES ARE SHADED

SIZE	1210						1812						1825			2220					2225					
Soldering	Reflow Only						Reflow Only						Reflow Only			Reflow Only					Reflow Only					
Packaging	Paper/Embossed						All Embossed						All Embossed			All Embossed					All Embossed					
(L) Length	mm		3.30 ± 0.4 (0.130 ± 0.016)				4.50 ± 0.30 (0.177 ± 0.012)						4.50 ± 0.30 (0.177 ± 0.012)			5.70 ± 0.50 (0.224 ± 0.020)					5.72 ± 0.25 (0.225 ± 0.010)					
(W) Width	mm		2.50 ± 0.30 (0.098 ± 0.012)				3.20 ± 0.20 (0.126 ± 0.008)						6.40 ± 0.40 (0.252 ± 0.016)			5.00 ± 0.40 (0.197 ± 0.016)					6.35 ± 0.25 (0.250 ± 0.010)					
(t) Terminal	mm		0.50 ± 0.25 (0.020 ± 0.010)				0.61 ± 0.36 (0.024 ± 0.014)						0.61 ± 0.36 (0.024 ± 0.014)			0.64 ± 0.39 (0.025 ± 0.015)					0.64 ± 0.39 (0.025 ± 0.015)					
WVDC	10	16	25	50	100	200	500	16	25	50	100	200	500	50	100	200	25	50	100	200	500	50	100	200		
Cap 100	101																									
(pF) 150	151																									
	220																									
	330																									
	470																									
	680																									
	1000																									
	1500	152	J	J	J	J	J	J	M																	
	2200	222	J	J	J	J	J	J	M																	
	3300	332	J	J	J	J	J	J	M																	
	4700	472	J	J	J	J	J	J	M																	
	6800	682	J	J	J	J	J	J	M																	
Cap 0.01	103	J	J	J	J	J	J	M		K	K	K	K	K	M	M	M		X	X	X	X	M	P	P	
(μF) 0.015	153	J	J	J	J	J	J	P		K	K	K	K	M	M	M	M		X	X	X	X	M	P	P	
	0.022	223	J	J	J	J	J	Q		K	K	K	K	P	M	M	M		X	X	X	X	M	P	P	
	0.033	333	J	J	J	J	J	Q		K	K	K	K	X	M	M	M		X	X	X	X	M	P	P	
	0.047	473	J	J	J	J	J	Q		K	K	K	K	X	M	M	M		X	X	X	X	M	P	P	
	0.058	683	J	J	J	J	J	M	Q		K	K	K	K	X	M	M	M		X	X	X	X	M	P	P
	0.1	104	J	J	J	J	J	M	X		K	K	K	K	X	M	M	M		X	X	X	X	M	P	P
	0.15	154	J	J	J	J	M	Z			K	K	K	P	Z	M	M	M		X	X	X	X	M	P	X
	0.22	224	J	J	J	J	P	Z			K	K	K	P	Z	M	M	M		X	X	X	X	M	P	X
	0.33	334	J	J	J	J	Q				K	K	M	X	Z	M	M		X	X	X	X	M	P	X	
	0.47	474	M	M	M	M	Q				K	K	P	X	Z	M	M		X	X	X	X	M	P	X	
	0.68	684	M	M	P	X	X				M	M	Q			M	P		X	X			M	P	X	
	1.0	105	N	N	P	X	Z				M	M	X	Z		M	P		X	X			M	P	X	
	1.5	155	N	N	Z	Z	Z				Z	Z	Z			Q			X	X			M	X	Z	
	2.2	225	X	X	Z	Z	Z				Z	Z	Z						X	X			M	X	Z	
	3.3	335	X	X	Z	Z	Z				Z	Z	Z						X	Z						
	4.7	475	Z	Z	Z	Z	Z				Z	Z							Z	Z						
	10	106	Z	Z	Z	Z			Z										Z	Z						
	22	226	Z	Z	Z													Z								
	47	476	Z																							
	100	107																								
WVDC	10	16	25	50	100	200	500	16	25	50	100	200	500	50	100	200	25	50	100	200	500	50	100	200		
SIZE	1210						1812						1825			2220					2225					



Letter	A	B	C	E	G	J	K	M	N	P	Q	X	Y	Z	
Max. Thickness	0.33 (0.013)	0.22 (0.009)	0.56 (0.022)	0.71 (0.028)	0.90 (0.035)	0.94 (0.037)	1.02 (0.040)	1.27 (0.050)	1.40 (0.055)	1.52 (0.060)	1.78 (0.070)	2.29 (0.090)	2.54 (0.100)	2.79 (0.110)	
	PAPER						EMBOSS								

NOTE: Contact factory for non-specified capacitance values



The Important Information/Disclaimer is incorporated in the catalog where these specifications came from or available online at www.avx.com/disclaimer/ by reference and should be reviewed in full before placing any order.

Mouser Electronics

Authorized Distributor

Click to View Pricing, Inventory, Delivery & Lifecycle Information:

AVX:

[12105X104KS19A](#) [05045C152MA79A](#) [18085C223JAT2A](#) [12103C335JAT2A](#) [08055X103KSJ9A](#)
[08055X103KSJME\2K](#) [22251C105K/BULK](#) [05045C151KAT1A](#) [0603ZC152JAT2A](#) [05045C102KA71A](#)
[08051X102KS19A](#) [05045C681KA79A](#) [12107C102MAT2A](#) [05045C331KAT1A](#) [05045C103KA19A](#) [12061X103KST9A](#)
[18085C333JAT2A](#) [18051X103KSJ9A](#) [05045C472KAT1A](#) [08055C203KA12A](#) [12067C182MAT2A](#) [08051X102KSJ9A](#)
[05045C682KAT1A](#) [18125C475JAT2A](#) [05045C471KA79A](#) [08051X332KST9A](#) [18085C104MA14A](#) [06036C474KAT2A](#)
[05045C471KA19A](#) [05045C221KA79A](#) [18055C203KAT2A](#) [05045C472KA16A](#) [18085C473JAT2A](#)
[12105X104MSJME\1K](#) [18122C683MAT2A](#) [05045C182KAT1A](#) [05045C392KAT1A](#) [05045C472JA16A](#)
[05045C561JA19A\H](#) [05045C681KAT1A](#) [05045C102KAT9A](#) [18255X334KSJ9A](#) [12065X223KSJME\1K](#)
[05045C121KAT1A](#) [08051X221KSJ9A](#) [18251X104KSJ9A](#) [1206YC155KAT2A](#) [18081C223KAT2A](#) [18257C224MAT1A](#)
[05045C181KAT1A](#) [05045C103JA11A](#) [05045C103MAT1A](#) [12101C682JAT2A](#) [05045C101KA11A](#) [08055X153KSJ9A](#)
[18121X473KSJME](#) [05045C102MAT9A](#) [18085C123JAT2A](#) [18087C101KAT2A](#) [05041C151KAT1A](#) [1210ZC185JAT2A](#)
[18055C103JAT2A](#) [05045C152JAT1A](#) [05045C152KA79A](#) [05045C102KA76A](#) [18085C563JAT2A](#) [18085C153JAT2A](#)
[05045C332KA79A](#) [1210ZC103KAT9ZM](#) [12101C155MAT2A](#) [18081C223JAT2A](#) [05045C102KA79A](#) [05045C103JA16A](#)
[22255C334JAT2A](#) [06035C470JAT2A](#) [04025C104MAT2A](#) [12062C223KAZ2A](#) [06035C104KAZ4A](#) [18121C224JAZ4A](#)
[12065X222MAT2A](#) [1808HC152KAJ1A](#) [1808HC102KAJ1A](#) [12065C103MAZ2A](#) [08052C222MAZ2A](#)
[12061C334JAZ2A](#) [08052C561KAZ2A](#) [08051C221MAT2A](#) [0603ZC103KAZ4A](#) [08051C561KAZ2A](#) [12062C222KAZ2A](#)
[06033C683JAZ2A](#) [08053C333KAZ2A](#) [0805ZC472KAZ2A](#) [06035C331KAZ2A](#) [06032C331KAZ2A](#) [12065C184KAZ2A](#)
[06035C271KAZ2A](#) [04025C103KAT4A](#) [08051C681KAZ2A](#) [08053C473KAZ2A](#)