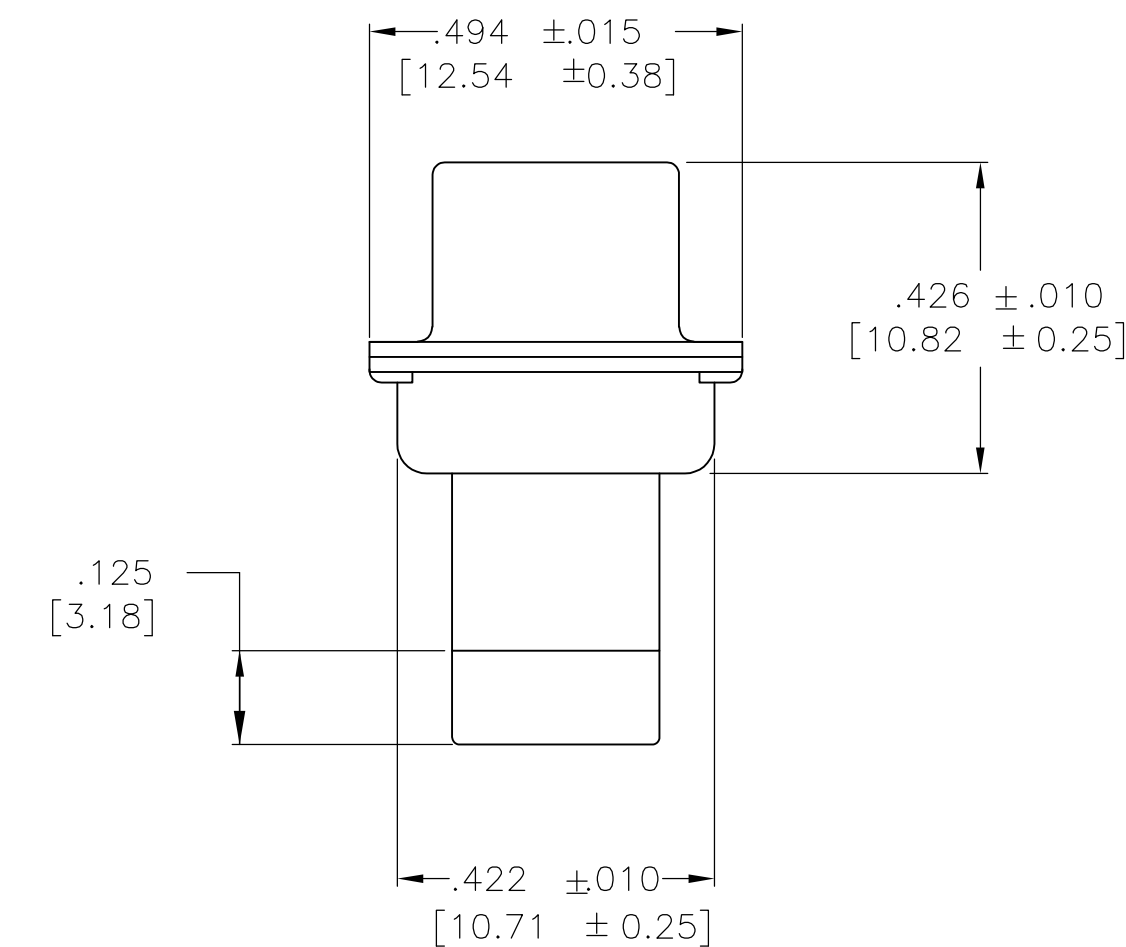
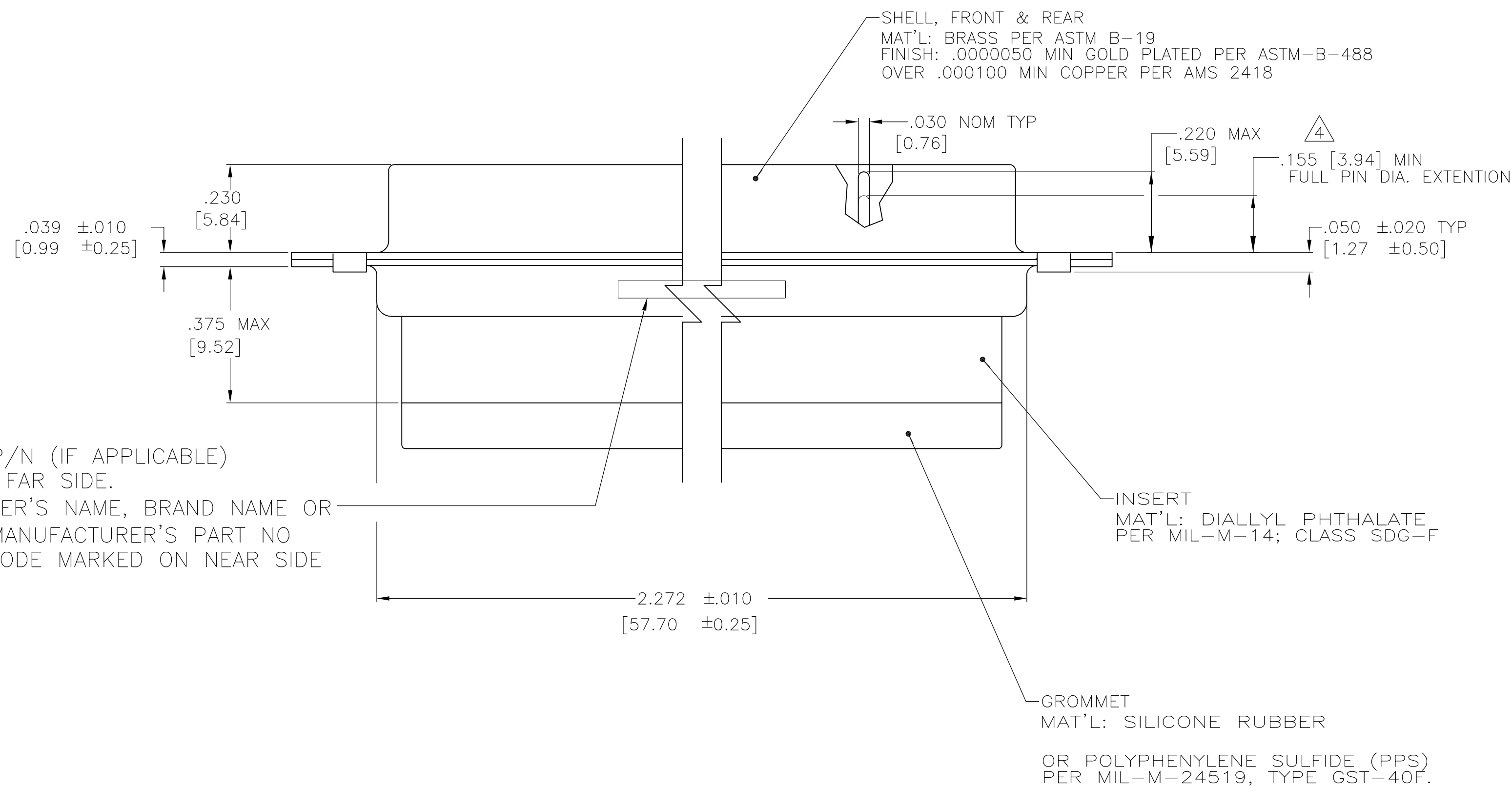
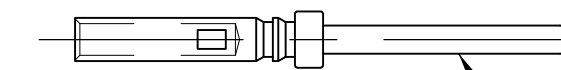
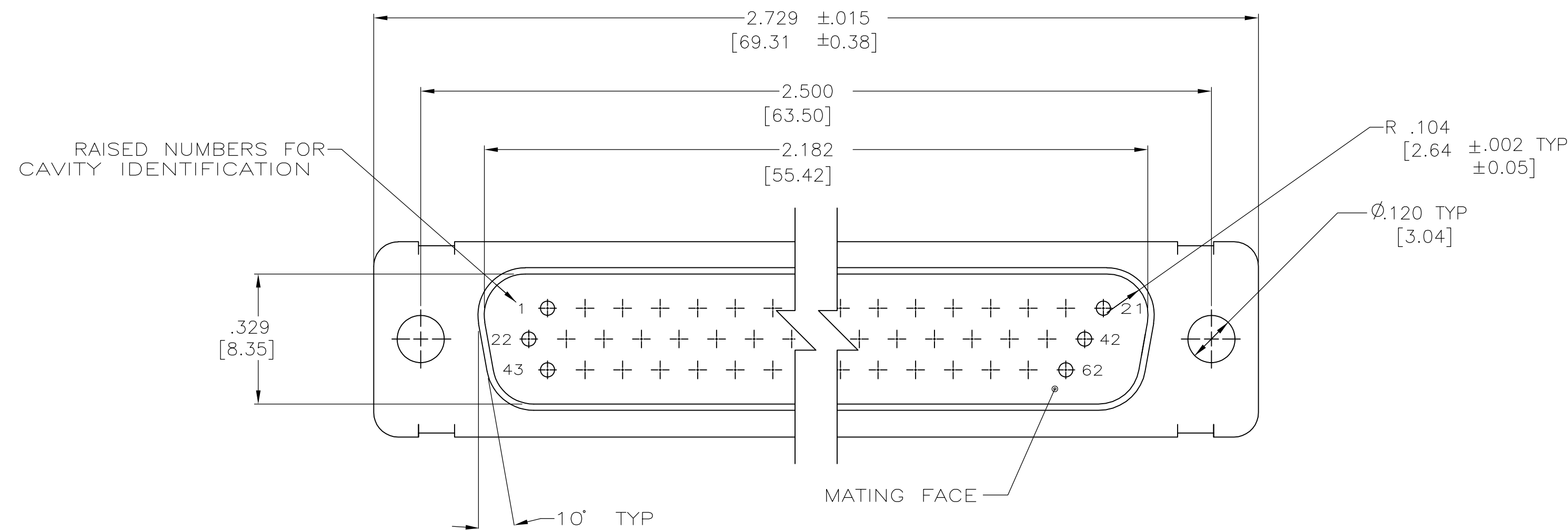








1. THIS PLUG WILL MATE WITH ANY SIZE 4, 62 POSN. RECEPTACLE IN AMPLIMITE SERIES.
2. OVERALL DIMENSIONS DO NOT INCLUDE RAISED CAVITY IDENTIFICATION.
3. BE-CU RETENTION CLIPS ARE INCLUDED AND INSTALLED WITH TINES POINTING TOWARDS MATING FACE.
4. CONNECTOR SUPPLIED WITHOUT CONTACTS. SHOWN FOR ILLUSTRATION ONLY.
5. MARKING ON FAR SIDE REFERS TO WIDE SIDE OF KEYSTONE. NEAR SIDE REFERS TO NARROW SIDE OF KEYSTONE.
6. 100% INSPECTION REQUIRED PER BOEING 1B01:
 - A. VISUAL
 - B. DWV
 - C. IR
7. CUSTOMER REQUIRES SINGLE LOT DATE CODE.
8. SPECIAL REQUIREMENTS:
 - A. TEST TWO CONNECTORS PER LOT FOR COMPLIANCE TO GROMMET PEEL STRENGTH REQUIREMENTS.
 - B. TEST ALL CIRCUIT CAVITIES FOR MISALIGNMENT OR EXCESSIVE ADHESIVE.



PIN CONTACTS INCLUDED IN KIT		1B01-034PHW	1-211676-1
		B010648-0007	211676-7
	-	-	211676-4
	 	2A065-016V-001	211676-2
		1B01-034	211676-1
	REMARKS	CUSTOMER PART NO.	PART NO.

THIS DRAWING IS A CONTROLLED DOCUMENT.		DWN 4-4-90 C.C. THOMAS CHK 4-4-90 F. KINSEY APP'D 4-5-90 F. KINSEY PRODUCT SPEC — APPLICATION SPEC —		 TE Connectivity	
DIMENSIONS: TOLERANCES UNLESS OTHERWISE SPECIFIED: INCHES		NAME		PLUG ASS'Y, AMPLIMITE, 62 POSN., SIZE 4, SERIES 90, NON-MAGNETIC WITH CROMMET	
		SIZE A1		GAGE CODE 00779	
MATERIAL SEE CALLOUTS		FINISH SEE CALLOUTS		DRAWING NO C-211676	
		WEIGHT —		RESTRICTED TO —	
		CUSTOMER DRAWING		SCALE 4:1 SHEET 1 of 1 REV M	

Mouser Electronics

Authorized Distributor

Click to View Pricing, Inventory, Delivery & Lifecycle Information:

[TE Connectivity:](#)

[211676-4](#)