


Electrical Markets

3M™ Scotchlok™ Insulation Displacement Connectors (IDCs)



Quick  
and Reliable  
Connector Solutions

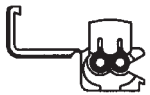


# Proven splicing technology designed for your specific applications.

Some 50 years after 3M introduced the industry's original insulation displacement connector, 3M™ Scotchlok™ Insulation Displacement Connectors still offer the quick installation and reliability that electricians and contractors demand. IDCs also incorporate a full wire range capability, an increased port size that accommodates up to 0.190" (4.82mm) insulation sizes, double "U" elements and a solvent-resistant plastic construction. Choose from 35 different Scotchlok IDCs to meet a variety of uses, including fluorescent ballast installation and replacement, fixture and appliance wiring, automotive and marine wiring and control circuit wiring.

## Quick, reliable splices are a snap. And a squeeze.

Scotchlok insulation displacement connectors (IDCs) are easy to use and can save time—to install one, just squeeze—no stripping or twisting. Our unique "U" contact provides a dependable electrical connection.



A "live-spring" joint is made by driving the "U" contact down into connector.



As the "U" contact is pressed into connector, it grasps conductors as it displaces insulation.



Contact grips conductor and holds with a firm, resilient pressure.

- Many Scotchlok IDCs are either UL-Listed (file No. E23458) or CSA-Certified (file No. LR 15503).
- UL Listed and CSA Certified products have a voltage rating of 600V maximum for building wire, 1000V maximum for signs or lighting fixtures (luminaries).

## 3M™ Connector Crimping Tools make your job even easier.

### E-9BM Crimping Tool

- For use with most Scotchlok connectors.
- Parallel closing action with adjustable jaws.
- High mechanical advantage.

### E-9C Cartridge Tool with Case

- Holds connectors (in cartridges) firmly in place, allowing the craftsperson use of the other hand for guiding wires.
- Time saving tool holds cartridges of many communications connectors.
- Automatic feed, ratchet and parallel jaw action assure perfect crimps.

### E-9CW Cartridge Tool with Case and Window


- Same as E-9C tool with the addition of a window for viewing the connection.

### E-9E Crimping Tool

- Parallel closing action tool for use with Scotchlok butt and tap connectors.

### E-9Y Crimping Tool

- Stepped jaws and long nose provide parallel crimping action.
- Features include a side wire cutter, insulated handles and a return spring.

















































3M™ Scotchlok™ Crimping Tool E-9Y

## 3M™ Scotchlok™ Insulation Displacement Connectors (IDCs) for Electrical Applications

Connector	Type Connector	Special Features	Maximum Insulation	AWG (mm <sup>2</sup> ) Wire Range	Operating Temperature	UL or CSA Certified	
314*			Moisture Resistant Seal, Flame Retardant	0.155" (3,94 mm)	22-14 (0,5-1,5)	105°C (221°F)	UL SP 
314U*			Dry Environment Applications Flame Retardant	0.155" (3,94 mm)	22-14 (0,5-1,5)	105°C (221°F)	UL SP 
316IR			Moisture Resistant Applications	0.155" (3,94 mm)	22-16 (0,5-1,5)	105°C (221°F)	UL 
557*			Dual Element Connection Flame Retardant	0.120" (3,05 mm)	22-16 (0,5-1,5)	105°C (221°F)	UL SP 
558*			Flame Retardant	0.120" (3,05 mm)	22-16 (0,5-1,5)	105°C (221°F)	UL SP 
560			Flame Retardant	0.145" (3,68 mm)	18-16 (0,75-1,5) Solid/Stranded 14 Stranded	105°C (221°F)	UL SP 
560B			Run & Tap Splicing Flame Retardant	0.145" (3,68 mm)	18-16 (0,75-1,5) Solid/Stranded 14 Stranded	105°C (221°F)	UL 
560N			Flame Retardant	0.145" (3,68 mm)	18-16 (0,75-1,5) Solid/Stranded 14 Stranded	105°C (221°F)	UL SP 
562			Run & Tap Splicing Flame Retardant	0.190" (4,82 mm)	12-10 (3,0-4,0) Solid/Stranded 10 Stranded	90°C (194°F)	UL 
564			Dry Environment Applications	0.145" (3,68 mm)	18-14 (0,75-1,5)	90°C (194°F)	
567			Dual Element Connection Flame Retardant	0.145" (3,68 mm) Tap 0.190" (4,82 mm) Run	18-14 (0,75-1,5) Tap 12-10 (3,0-4,0) Run	105°C (221°F)	UL SP 
804			Moisture Resistant Applications Flame Retardant	0.145" (3,68 mm)	18-16 (0,75-1,5) Solid/Stranded 14 Stranded	75°C (167°F)	UL 
901			Disconnect	0.145" (3,68 mm)	18-14 (0,75-1,5)	90°C (194°F)	- 
905			Low Voltage (Automotive) Applications	0.110" (2,79 mm) Tap 0.145" (3,68 mm) Run	22-18 (0,5-1,0) Tap 18-14 (0,75-1,5) Run	90°C (194°F)	
905N			Low Voltage (Automotive) Applications	0.110" (2,79 mm) Tap 0.145" (3,68 mm) Run	22-18 (0,5-1,0) Tap 18-14 (0,75-1,5) Run	90°C (194°F)	- 
951			T-Tap Disconnect Flame Retardant	0.150" (3,81 mm)	22-18 (0,5-1,0)	105°C (221°)	UL SP 
952			T-Tap Disconnect Flame Retardant	0.150" (3,81 mm)	18-14 (0,75-1,5)	105°C (221°)	UL SP 
953			T-Tap Disconnect Flame Retardant	0.150" (3,81 mm)	12 (3,0)	105°C (221°)	UL SP 
972-A			Fuse Holder	0.150" (3,81 mm)	18-14 (0,75-1,5)	105°C (221°F)	-

\*Also tested in accordance with UL Standard for Portable Electric Lamps, UL 153 paragraph 15, when housed within the body of the lamp.

# 3M™ Scotchlok™ Insulation Displacement Connectors (IDCs) for Electrical Applications

Connector	Type Connector	Special Features	Maximum Insulation	AWG (mm) Wire Range		
U1B**			Full Pair	0.125" (3,18 mm)	16-19 (1,3-0,9) Solid Wire	
U1R**			Full Pair	0.125" (3,18 mm)	19-24 (0,9-0,5) Solid Wire	
UAL**			For Aluminum Copper	0.082" (2,08 mm) Outside port 0.076" (1,93 mm) Center port	17-20 (1,15-0,5) Solid Wire 19-24 (0,9-0,5) Copper	
						
UB2A**			RUS Listed Full Featured	0.082" (2,08 mm)	19-26 (0,9-0,4) Solid Wire	
UB2A-D**			RUS Listed Full Featured	0.082" (2,08 mm)	19-26 (0,9-0,4) Solid Wire	
UG**			Moisture Resistant Seal	0.066" (1,67 mm)	19-26 (0,9-0,4) Solid Wire	
						
UP2**			Dry Flame Retardant	0.060" (1,52 mm)	22-26 (0,7-0,4) Solid Wire	
UP3**			Dry Flame Retardant	0.060" (1,52 mm)	19-26 (0,9-0,4) Solid Wire	
UR**			Moisture Resistant Seal	0.060" (1,52 mm)	19-26 (0,9-0,4) Solid Wire	
UR2**			RUS Listed Full Featured	0.082" (2,08 mm)	19-26 (0,9-0,4) Solid Wire	
UR2-D**			Dry Full Featured	0.082" (2,08 mm)	19-26 (0,9-0,4) Solid Wire	
UY**			Moisture Resistant Seal	0.060" (1,52 mm)	22-26 (0,7-0,4) Solid Wire	
UY2**			RUS Listed Full Featured	0.082" (2,08 mm)	19-26 (0,9-0,4) Solid Wire	
UY2-D**			Dry Full Featured	0.082" (2,08 mm)	19-26 (0,9-0,4) Solid Wire	

\*\*Solid wire only.

**⚠ WARNING**

Turn power off before installing terminal or connector. All work should be done according to appropriate electrical codes.

For more information, call 800-245-3573 or contact your local 3M Sales Representative.

3M is a trademark of 3M Company.

### Important Notice

Before using this product, you must evaluate it and determine if it is suitable for your intended application. You assume all risks and liability associated with such use.

### Warranty; Limited Remedy; Limited Liability.

3M's product warranty is stated in its Product Literature available upon request. **3M MAKES NO OTHER WARRANTIES INCLUDING, BUT NOT LIMITED TO, ANY IMPLIED WARRANTY OF MERCHANTABILITY OR FITNESS FOR A PARTICULAR PURPOSE.** If this product is defective within the warranty period stated above, your exclusive remedy shall be, at 3M's option, to replace or repair the 3M product or refund the purchase price of the 3M product. **Except where prohibited by law, 3M will not be liable for any indirect, special, incidental or consequential loss or damage arising from this 3M product, regardless of the legal theory asserted.**



### Electrical Markets Division

6801 River Place Blvd.  
Austin, TX 78726-9000  
800/245 3573  
www.3M.com/electrical

Please recycle. Printed in USA.  
© 3M 2018. All rights reserved.  
80-6109-4023-3C

# Mouser Electronics

Authorized Distributor

Click to View Pricing, Inventory, Delivery & Lifecycle Information:

## 3M:

[UG \(BX\)](#) [564 \(BULK\)](#) [UAL \(CART\)](#) [567 \(BIN\)](#) [905-BULK](#) [05400708428 952K \(BULK\)](#) [05400708427 952X \(BOXED\)](#)

## Corning:

[U1R \(BX\)](#) [UR \(BX\)](#)