

Printed-circuit board connector - MCD 0,5/ 7-G1-2,5 HT BK - 1961193

Please be informed that the data shown in this PDF Document is generated from our Online Catalog. Please find the complete data in the user's documentation. Our General Terms of Use for Downloads are valid (<http://phoenixcontact.com/download>)

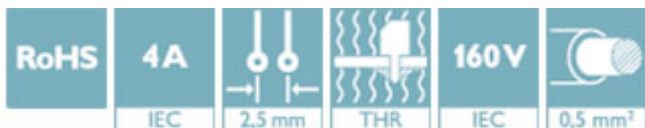


PCB headers, nominal current: 4 A, rated voltage (III/2): 160 V, number of positions: 7, pitch: 2.5 mm, color: black, contact surface: Tin, mounting: THR soldering, Standard component made of highly temperature resistant plastic; suitable for reflow process. User information and design recommendations on Through Hole Reflow Technology can be found at: "Downloads".

The figure shows a 10-position version of the product

Your advantages

- Designed for integration into the SMT soldering process
- Conductor connection on several levels enables higher contact density



Key Commercial Data

Packing unit	50 pc
Minimum order quantity	50 pc
GTIN	
GTIN	4017918912505

Technical data

Dimensions

Length [l]	17.5 mm
Width	19.4 mm
Pitch	2.5 mm
Dimension a	15 mm
Width [w]	19.4 mm
Height [h]	25.65 mm
Height	21.85 mm
Length of the solder pin	3.8 mm
Pin dimensions	0.8 x 0.8 mm
Pin spacing	2.50 mm
Length	17.5 mm

Printed-circuit board connector - MCD 0,5/ 7-G1-2,5 HT BK - 1961193

Technical data

General

Range of articles	MCD 0,5/...G1-HT
Insulating material group	IIIa
Rated surge voltage (III/3)	1.5 kV
Rated surge voltage (III/2)	2.5 kV
Rated surge voltage (II/2)	2.5 kV
Rated voltage (III/3)	32 V
Rated voltage (III/2)	160 V
Rated voltage (II/2)	160 V
Connection in acc. with standard	EN-VDE
Nominal current I_N	4 A
Maximum load current	4 A
Insulating material	PA
Flammability rating according to UL 94	V0
Color	black
Number of positions	7

Standards and Regulations

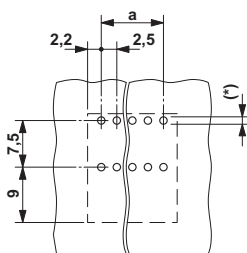
Connection in acc. with standard	EN-VDE
Flammability rating according to UL 94	V0

Environmental Product Compliance

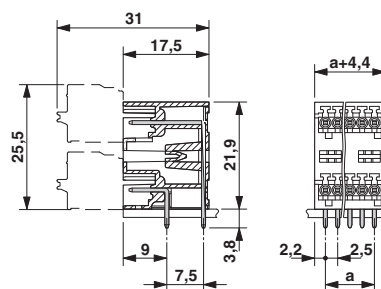
China RoHS	Environmentally friendly use period: unlimited = EFUP-e
	No hazardous substances above threshold values

Drawings

Drilling diagram



Dimensional drawing



Approvals

Approvals

Approvals

CCA / IECCE CB Scheme / VDE Gutachten mit Fertigungsüberwachung / EAC


Printed-circuit board connector - MCD 0,5/ 7-G1-2,5 HT BK - 1961193


Approvals

Ex Approvals

Approval details

CCA	CCA/ DE1 34250
Nominal voltage UN	32 V
Nominal current IN	4 A

IECEE CB Scheme		http://www.iecee.org/	DE1-56068-B1B2
Nominal voltage UN	32 V		
Nominal current IN	4 A		

VDE Gutachten mit Fertigungsüberwachung		http://www2.vde.com/de/Institut/Online-Service/VDE-gepruefteProdukte/Seiten/Online-Suche.aspx	40013394
Nominal voltage UN	32 V		
Nominal current IN	4 A		

EAC		B.01742
-----	---	---------

Phoenix Contact 2018 © - all rights reserved
<http://www.phoenixcontact.com>

PHOENIX CONTACT GmbH & Co. KG
 Flachsmarktstr. 8
 32825 Blomberg
 Germany
 Tel. +49 5235 300
 Fax +49 5235 3 41200
<http://www.phoenixcontact.com>

Mouser Electronics

Authorized Distributor

Click to View Pricing, Inventory, Delivery & Lifecycle Information:

[Phoenix Contact:](#)

[1961193](#)