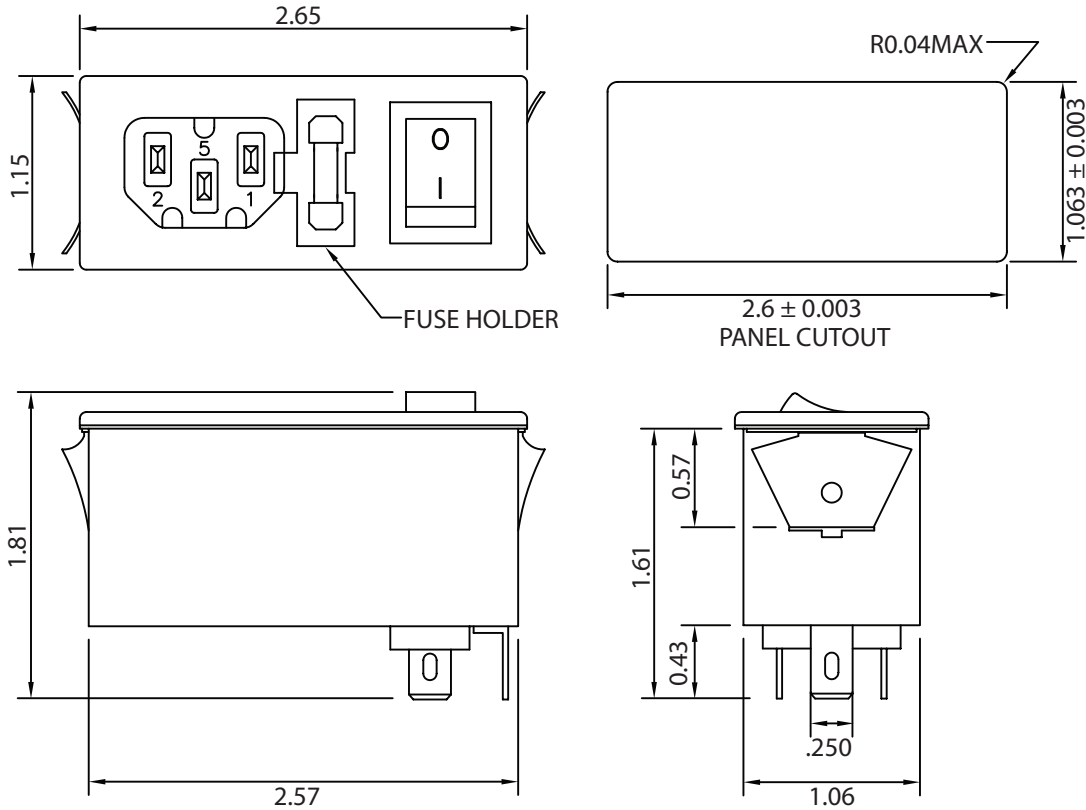



THESE DRAWINGS ARE THE PROPERTY OF QUALTEK ELECTRONICS AND NOT TO BE REPRODUCED FOR OR COMMUNICATED TO A THIRD PARTY WITHOUT THE EXPRESS WRITTEN PERMISSION OF AN OFFICER OF QUALTEK ELECTRONICS.

MECHANICAL DIMENSIONS:

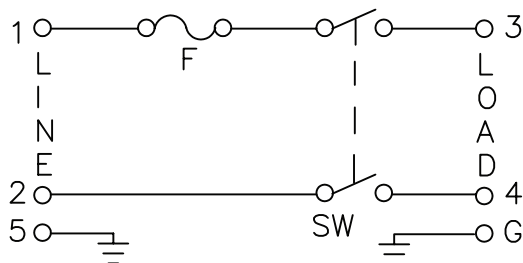


REVISION			
REV.	DESCRIPTION	DATE	APPROVED
B	RoHS Compliancy	06-01-06	DP
C	Updated Specifications	01-24-08	DP
D	Updated Graphics and Specifications	10-27-09	LY


ELECTRICAL CHARACTERISTICS:

- 1-1. VOLTAGE RATING.....115/250VAC
- 1-2. CURRENT RATING
 - A. @ 115/250VAC (UL, CSA)6 A RMS MAX
 - B. @ 250VAC (SEMKO)4 A RMS MAX
- 1-3. OPERATING FREQUENCY48-440Hz
- 1-4. HIPOT RATING (FOR ONE MINUTE)
 - A. LINE TO GROUND2000 VDC
 - B. LINE TO LINE2000 VDC
- 1-5. MINIMUM INSULATION RESISTANCE: @ 500VDC ONE MINUTE
 - A. LINE & NEUTRAL TO GROUND10M OHM
 - B. LINE & NEUTRAL10M OHM
- 1-6. SAFETY: 
- 1-7. SINGLE 5x20mm FUSEHOLDER
- 1-8. SNAP-IN PANEL THICKNESS: .04IN~.07IN (1.0mm~1.8mm)
- 1-9. RoHS COMPLIANT

ELECTRICAL SCHEMATIC:



CONTROLLED

Dim range (mm)	Tolerance +/- (mm)	Qualtek Electronics Corp. PPC DIVISION		
		Part Number: 762-18/003		
0-1	0.15	Description: MULTI-FUNCTION MODULE		
1-6	0.20			
6-18	0.30	UNIT: in	REV. D	
18-50	0.50		REV. D	
50-120	0.70	Drawn / Date	Checked / Date	Approved / Date
120-250	0.90	S.TSAI 05-04-01	05-04-01	JJH / 05-04-01
250-500	1.20			

Mouser Electronics

Authorized Distributor

Click to View Pricing, Inventory, Delivery & Lifecycle Information:

[Qualtek:](#)

[762-18/003](#)