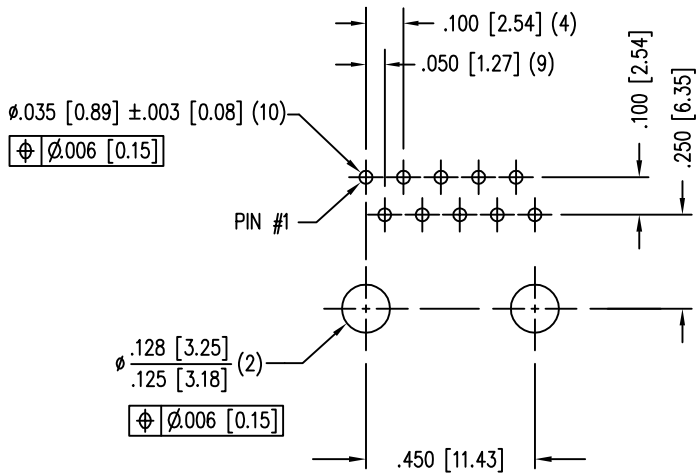
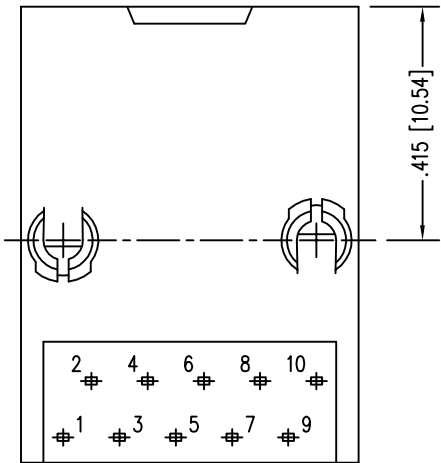
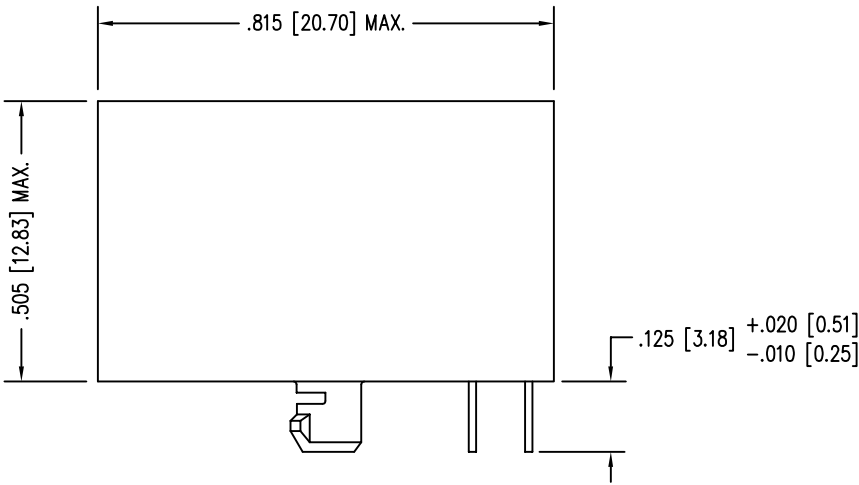
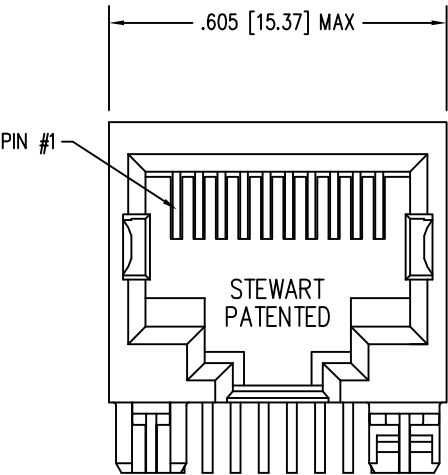


| DATE | REV | ECN | APP'D. BY |
|---------|-----|-------|-----------|
| 1-13-15 | A5 | 10191 | TRM |
| 3-9-16 | A6 | 10597 | TRM |
| | | | |
| | | | |



P.C.B. RECOMMENDED HOLE LAYOUT
SEEN FROM COMPONENT SIDE
ALL CENTERLINE DIMENSIONS ARE BASIC.

- NOTES:
- CONNECTOR MATERIALS:
HOUSING: THERMOPLASTIC UL94 V-0
CONTACTS: COPPER ALLOY
CONTACT PLATING: SELECTIVE GOLD IN CONTACT AREA
SEE CHART FOR PART NUMBER
 - FOR PRODUCT SPECIFICATIONS SEE PRO22-01.
 - DIMENSIONS AND TOLERANCES COMPLY WITH TIA-1096 STANDARD.

| | |
|-----------------------------------|-------------------|
| 30 MICRO-INCHES [0.76um] | SS-641010-NF-A431 |
| CONTACT PLATING IN MATING AREA | PART NUMBER |

RoHS



| | |
|--|--|
| THIRD ANGLE PROJECTION | 11118 Susquehanna Trail South Glen Rock, PA 17327-9199 (717) 235-7512 http://www.stewartconnector.com |
| DO NOT SCALE DRAWING DRAWING IS SUBJECT TO CHANGE WITHOUT NOTICE | TITLE: TEN CONTACT, TEN POSITION JACK, NON-FLANGE WITH ACTI-SNAP POSTS |
| DIMENSIONS: INCHES [METRIC] | THIS DRAWING AND THE SUBJECT MATTER SHOWN THEREON ARE CONFIDENTIAL AND THE PROPRIETARY PROPERTY OF STEWART CONNECTOR AND SHALL NOT BE REPRODUCED, COPIED, OR USED IN ANY MANNER WITHOUT PRIOR WRITTEN CONSENT OF STEWART CONNECTOR. ONE OR MORE U.S. PATENTS MAY APPLY TO THIS PRODUCT. FOR DETAILS, PLEASE VISIT: HTTP://BELFUSE.COM/STEWART/STEWART_PATENTS/ |
| UNLESS OTHERWISE SPECIFIED TOLERANCES ARE ±.005 [0.13] ANGLES ARE ± 1° | DRN BY: KRL DATE 1/30/06 APPD BY: JM DATE 1-31-06 |
| SHEET NO. 1 OF 1 | DWG NO. CT640242 REV. A6 |

Mouser Electronics

Authorized Distributor

Click to View Pricing, Inventory, Delivery & Lifecycle Information:

Bel:

[SS-641010-NF-A431](#)