



SERIES 500 A SWITCHES

SLIDE SWITCHES - SUB-MINIATURE

TACT SWITCHES

NAVIGATION SWITCHES

PUSHBUTTON SWITCHES

TOGGLE SWITCHES

ROCKER SWITCHES

SLIDE SWITCHES

SNAP-ACTION SWITCHES


DIP SWITCHES

KEYLOCK SWITCHES

ROTARY SWITCHES

DETECTOR SWITCHES

CAP. OPTIONS



SPECIFICATIONS

Contact Rating:	3 A @ 120 VAC cURus 1 A @ 250 VAC cURus
Life Expectancy:	30,000 make-and-break cycles at full load
Contact Resistance:	10 mΩ max. typical @ 2-4 VDC 100mA for both silver and gold plated contacts
Insulation Resistance:	1,000MΩ min.
Dielectric Strength:	1,000 V rms at sea level
Operating Temperature:	-30°C to 85°C

FEATURES & BENEFITS

- ▶ Panel, SMT & PC board mountable
- ▶ Sub-miniature

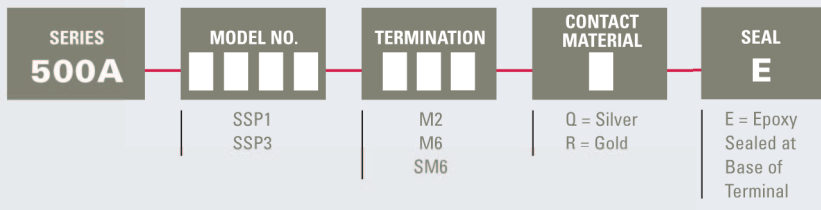
APPLICATIONS/MARKETS

- ▶ Computer servers/peripherals
- ▶ Consumer electronics
- ▶ Instrumentation
- ▶ Test & measurement

MATERIALS

Case:	Diallyl phthalate (DAP)
Housing:	Stainless steel
Slide Handle:	Nylon
Contact & Terminals:	Gold or Silver plated copper alloy

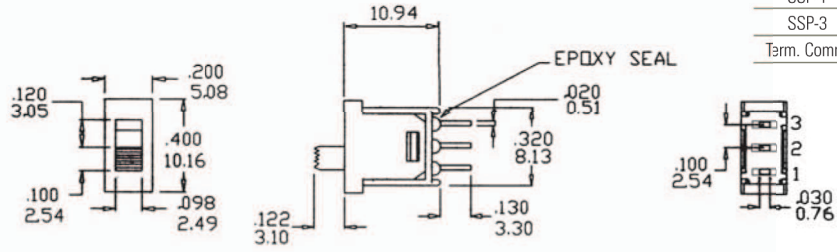
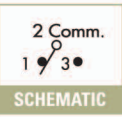
HOW TO ORDER



▶ ▶ ▶ Example Ordering Number
500A-SSP1-M2-R-E

Specifications subject to change without notice.

SPDT



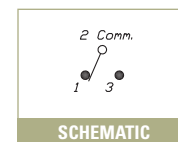
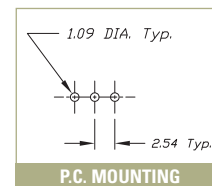
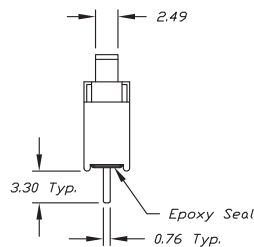
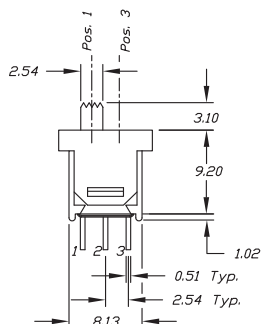
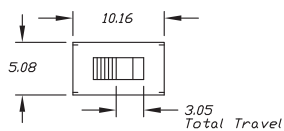
Model No.	POS 1	POS 2	POS 3
SSP-1	ON	NONE	ON
SSP-3	ON	OFF	ON
Term. Comm.	2-1	OPEN	2-3

() = Momentary

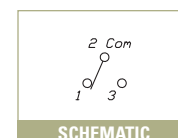
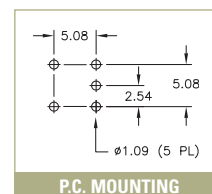
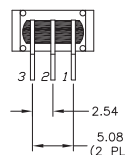
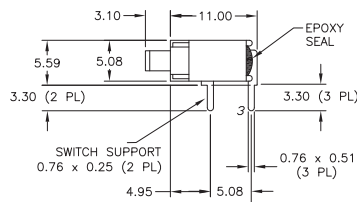
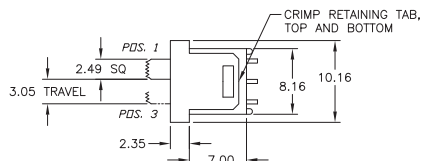
P.C. MOUNTING OPTIONS

M2

PC PIN

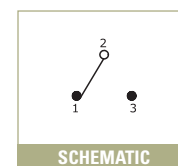
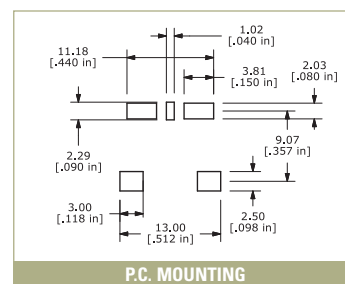
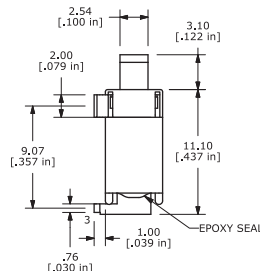
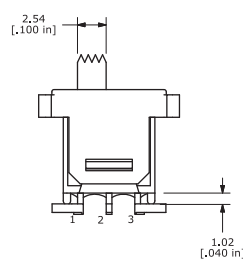
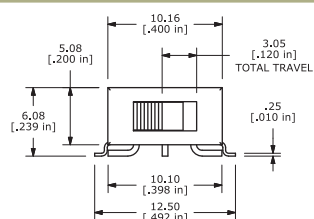


M6



SM6

SMT



CONTACT MATERIAL OPTIONS

Q

Fixed Terminal:	Silver plated copper alloy
Moving Contact:	Silver plated copper alloy
Rating:	3 Amps with resistive load @ 120VAC or 28VDC 1 Amp with resistive load @ 250VAC

R

Fixed Terminal:	Copper alloy with gold plate over nickel plate
Moving Contact:	Copper alloy with gold plate over nickel plate
Rating:	0.4 Volt-Amps (VA) max. @ 20V max. (AC or DC)

Mouser Electronics

Authorized Distributor

Click to View Pricing, Inventory, Delivery & Lifecycle Information:

E-Switch:

[500ASSP1M6Q](#) [500ASSP1M6RE](#) [500ASSP1M6QE](#) [500ASSP1M2QE](#) [500ASSP1M2RE](#) [500ASSP3M6RE](#)
[500ASSP1SM6QE](#) [500ASSP1SM6RE](#) [500ASSP3M2QE](#) [500ASSP3M2RE](#) [500ASSP3M6QE](#) [500ASSP3SM6QE](#)
[500ASSP3SM6RE](#) [500ASSP1MTQE](#)