

2

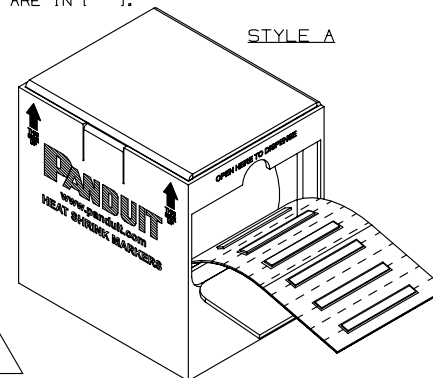
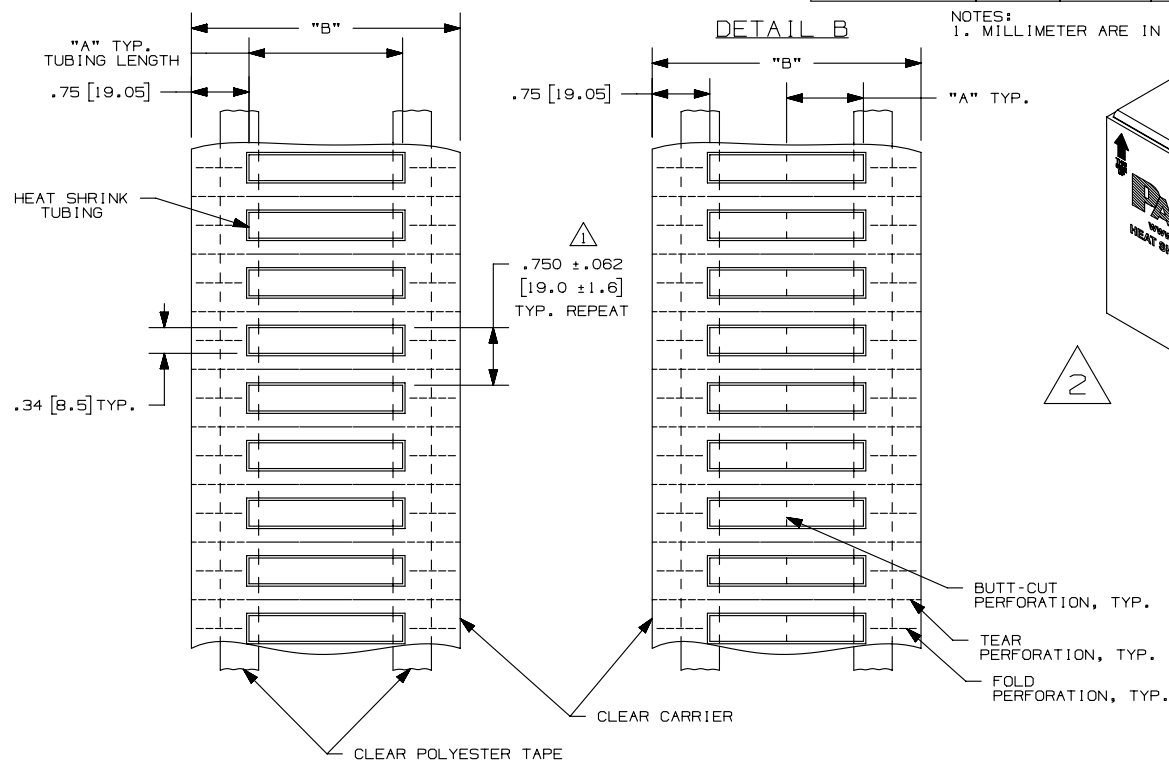
1

THIS COPY IS PROVIDED ON A RESTRICTED BASIS AND IS NOT TO BE USED IN ANY WAY DETRIMENTAL TO THE INTERESTS OF PANDUIT CORP.

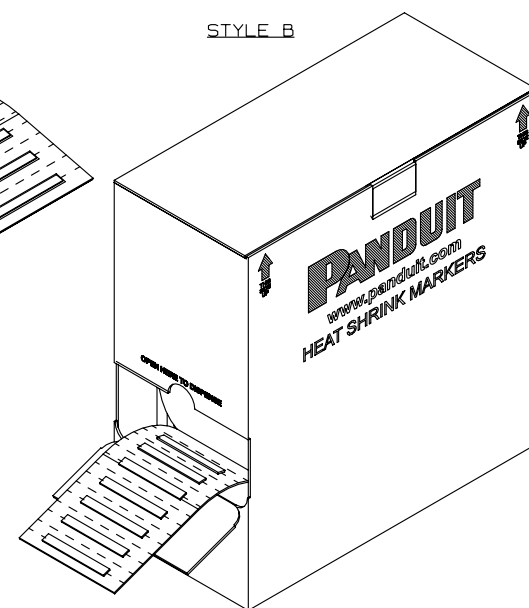
PART NUMBER	SEE DETAIL	MATERIAL	"A" +/- .062	"B" +/- .062	INSIDE NOMINAL DIA.	MARKER ACROSS	TUBING COLOR	PKG. QTY.	SEE STYLE
H100X034H1T-2	B	GMUHS	1.00 [25.4]	3.50 [88.9]	3/16 in. [4.7 mm]	2	WHITE	1000	A
H200X034H1T-2	A	GMUHS	2.00 [50.8]	3.50 [88.9]	3/16 in. [4.7 mm]	1	WHITE	500	A
H100X034H2T-2	B	GMUHS	1.00 [25.4]	3.50 [88.9]	3/16 in. [4.7 mm]	2	YELLOW	1000	A
H200X034H2T-2	A	GMUHS	2.00 [50.8]	3.50 [88.9]	3/16 in. [4.7 mm]	1	YELLOW	500	A
H100X034H1T-2-B	B	GMUHS	1.00 [25.4]	3.50 [88.9]	3/16 in. [4.7 mm]	2	WHITE	5000	B
H200X034H1T-2-B	A	GMUHS	2.00 [50.8]	3.50 [88.9]	3/16 in. [4.7 mm]	1	WHITE	2500	B
H100X034H2T-2-B	B	GMUHS	1.00 [25.4]	3.50 [88.9]	3/16 in. [4.7 mm]	2	YELLOW	5000	B
H200X034H2T-2-B	A	GMUHS	2.00 [50.8]	3.50 [88.9]	3/16 in. [4.7 mm]	1	YELLOW	2500	B

DETAIL A

DETAIL B

NOTES:  
1. MILLIMETER ARE IN ( ).

STYLE A



STYLE B

2

2

REV	DATE	BY	CHK	APR	DESCRIPTION	ECN
2	1/22/14	RVU	SEWH	MSAD	UPDATE THE CURRENT PANDUIT LOGO.	GAECN01392
1	5/21/09	RVU		SCWE	ADD NEW PARTS: H100X034H1T-2-B, H200X034H1T-2-B, H100X034H2T-2-B, H200X034H2T-2-B. ADD NEW VIEW OF STYLE B. "B" +/- .062 WAS +/- .050, ETC.	5700
0	9/09/08	RVU		SCWE	DRAWING RELEASE.	5540

TITLE		H***X034H*T-2 TWO-SIDED HEAT SHRINK LABEL	
ITEM REVISION NAME		CUSTOMER DRAWING	
DATASET FILE NAME		100472PF/04	
UNLESS OTHERWISE SPECIFIED, DIMENSIONAL TOLERANCES ARE: IN ( mm )		MATERIAL:	
.x ± .12 [ 3.05 ] .xxx ± .020 [ 5.08 ]		HEAT SHRINK TUBING, GMUHS31	
.xx ± .062 [ 1.57 ] ANGLES ±		DRAWING NUMBER:	
THIRD ANGLE PROJECTION		C10637	
DRAWN BY	DATE	CHK	SCALE
RVU	9/09/08	SCWE	NTS
SHT 1 OF 1			SIZE
			A

2

1

B

A

A

A

D10100DA/16

# Mouser Electronics

Authorized Distributor

Click to View Pricing, Inventory, Delivery & Lifecycle Information:

Panduit:

[H100X034H1T-2](#)