



## 3-terminal Filters

For Large-current Power Line

# YFF-HC Series

---

**YFF31HC    3216 [1206 inch]\*    Feed through filter**

\* Dimensions Code JIS[EIA]

---

## 3-terminal Filters

Conformity to RoHS Directive  
Lead-free Compatible

### For Large-current Power Line

# Overview of YFF-HC Series

#### FEATURES

- Small and high-performance EMC components.
- Good attenuation characteristic in a wide band range.
- For large current (6A to 10A) applications.

#### APPLICATIONS

Power line of AV (LCD, PDP) products and information products (PC, server).  
Countermeasures against power-supply noise of communications infrastructure PA.


#### PART NUMBER IDENTIFICATION

YFF		31		HC		2A		105		M		T	□□	0	N
Series name	L×W dimensions		Product internal code		Rated voltage		Capacitance		Tolerance		Taping	TDK internal code	Reel size		Internal electrode Ni
	Code	mm			Code	V	Code	pF		±%			Code	mm	
	31	3.2×1.6	HC	Large current	1H	50	103	10,000	M	±20%			0	ø178	
					2A	100	153	15,000					9	ø330	
							105	1,000,000 (1.0μF)							

#### PACKAGING STYLE AND SPECIFICATIONS

Type	Package quantity (piece/reel)		Single weight (g)
	ø178	ø330	
YFF31HC	2,000	10,000	0.0342

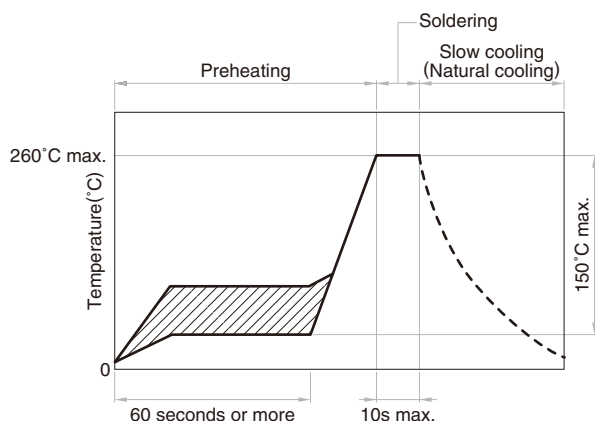
- Conformity to RoHS Directive: This means that, in conformity with EU Directive 2002/95/EC, lead, cadmium, mercury, hexavalent chromium, and specific bromine-based flame retardants, PBB and PBDE, have not been used, except for exempted applications.
- Please contact our Sales office when your application is considered the following:  
The device's failure or malfunction may directly endanger human life (e.g. application for automobile/aircraft/medical/nuclear power devices, etc.)

 Please be sure to request delivery specifications that provide further details on the features and specifications of the products for proper and safe use.  
Please note that the contents may change without any prior notice due to reasons such as upgrading.

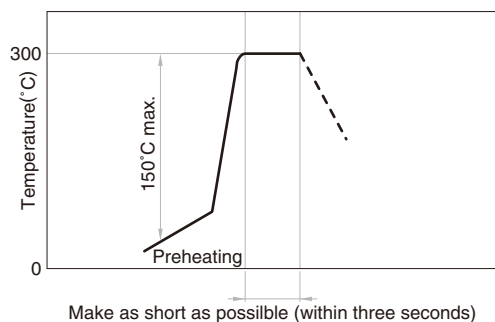
# Overview of YFF-HC Series

## RECOMMENDED SOLDERING CONDITION

### REFLOW SOLDERING



### HAND SOLDERING

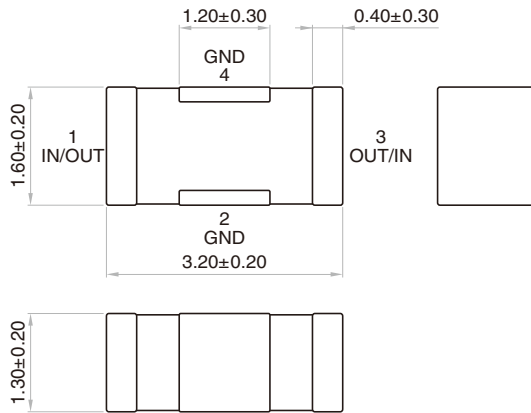


## PRECAUTIONS FOR USE

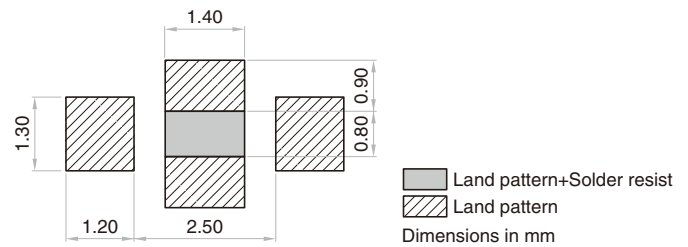
- Before soldering, be sure to preheat components. The  $\Delta T$  preheating temperature must be 150°C max. with attention paid to thermal shock.
- Natural cooling of components in the air is recommended. On the other hand, when dipping them in a solvent for purposes, such as cleaning, make sure that the temperature difference ( $\Delta T$ ) is 100°
- When performing hand soldering for circuit modification, apply the soldering iron to the copper foil area of the printed circuit board for 3 seconds or less. The temperature of the iron tip should not exceed 300°C.
- Use a wrist band to discharge static electricity in your body through the grounding wire.
- When incorporating the printed circuit board on which this product is mounted into a frame, etc., do not apply stress to the product through local bending of the board by tightening of screws, etc.

# YFF-HC Series YFF31HC Type(Feed Through Filter)

## SHAPES AND DIMENSIONS



## RECOMMENDED LAND PATTERN



\* Make sure to connect the GND terminal of this product and the GND of the mounting circuit board by using through holes so that the distance between them is the shortest.

## ELECTRICAL CHARACTERISTICS

### CHARACTERISTICS SPECIFICATION TABLE

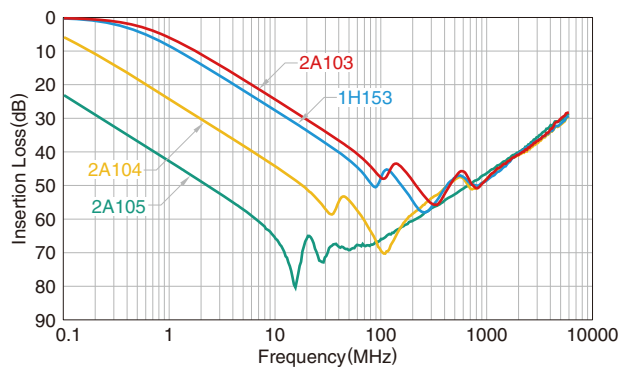
Insertion loss 40dB bandwidth (MHz)	Rated voltage Edc (V)	Rated current Idc (A)	Operating temperature range (°C)	Storage temperature range(After mount) (°C)	Part No.*
0.8 to 2000	100	6	-55 to 125	-55 to 125	YFF31HC2A105MT00 □ N
7 to 2000	100	10	-55 to 125	-55 to 125	YFF31HC2A104MT00 □ N
40 to 2000	50	10	-55 to 125	-55 to 125	YFF31HC1H153MT00 □ N
60 to 2000	100	10	-55 to 125	-55 to 125	YFF31HC2A103MT00 □ N

\* The part numbers are TDK's standard specification products.

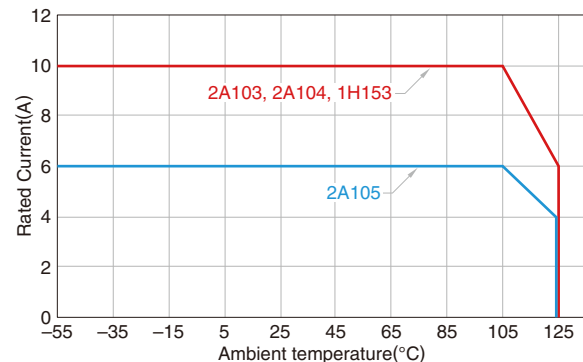
\* □: Please specify reel size code, 0 (ø178) or 9 (ø330)

## ELECTRICAL CHARACTERISTICS GRAPH (EXAMPLE)

### INSERTION LOSS vs. FREQUENCY CHARACTERISTICS



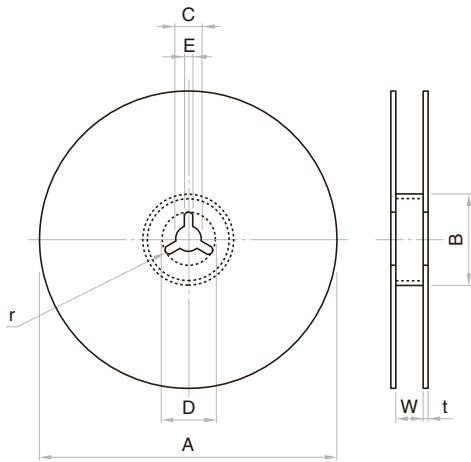
### RATED CURRENT vs. TEMPERATURE CHARACTERISTICS (DERATING)



⚠ Please be sure to request delivery specifications that provide further details on the features and specifications of the products for proper and safe use. Please note that the contents may change without any prior notice due to reasons such as upgrading.

# YFF-HC Series Packing Style

## REEL DIMENSIONS

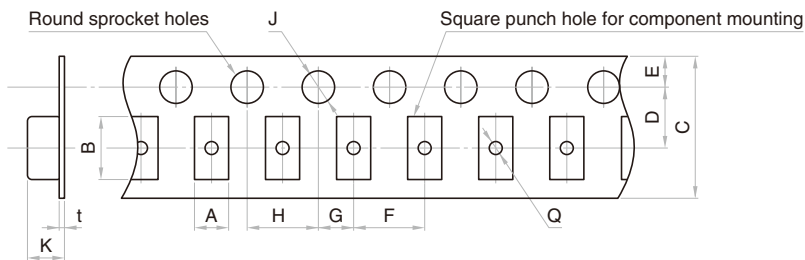


Dimensions in mm

Reel	A	B	C	D	E	W	t	r
ø178	ø178±2.0	ø60±2.0	ø13±0.5	ø21±0.8	2.0±0.5	9.0±0.3	2.0±0.5	1.0
ø330	ø382 max.(ø330 nom.)	ø50 min.	ø13±0.5	ø21±0.8	2.0±0.5	10.0±1.5	2.0±0.5	1.0

## TAPE DIMENSIONS

### Plastic tape



Dimensions in mm

Type	A	B	C	D	E	F	G	H	J	K	t	Q
YFF31HC	1.90 typ.	3.50 typ.	8.00±0.30	3.5±0.05	1.75±0.10	4.00±0.10	2.0±0.05	4.00±0.10	ø1.5+0.10/-0	2.50 max.	0.30 max.	ø0.50 min.

# Mouser Electronics

Authorized Distributor

Click to View Pricing, Inventory, Delivery & Lifecycle Information:

[TDK:](#)

[YFF31HC1H153M](#) [YFF31HC2A103M](#) [YFF31HC2A104M](#) [YFF31HC2A105M](#) [YFF31HC2A105MT000N](#)  
[YFF31HC2A103MT000N](#) [YFF31HC1H153MT000N](#) [YFF31HC2A104MT000N](#)