Manual Motor Controller / Circuit Breaker for Equipment thermal-magnetic, 2 poles

See below:
Approvals and Compliances

Description
- Thermal-magnetic circuit breaker
- High short circuit performance
- Availability of AC and DC in the same frame size
- DIN-Rail Mounting

Applications
- Industrial appliances

References
Last order possibility: 31.08.2018
Last delivery date: 30.09.2018

Weblinks
pdf datasheet, html-datasheet, General Product Information, Distributor-Stock-Check, Detailed request for product, Product News

Technical Data

General data	
Rated Voltage AC	IEC : 420 V Y / 240 V; 50/60 Hz
	UL/CSA : 480 V Y / 277 V; 50/60 Hz
Rated Voltage DC	65 V
Rated current	0.5 - 52 A , see approbations
Conditional short circuit capacity IEC 60934	Icn: AC 420 V / DC 65 V: 5 kA (no fuse)
Conditional short circuit capacity UL 1077	Inc: AC 480 V: 10 kA (with fuse class H/J, 4x rated current (min. 15 A)) Icn: AC 480 V: 5 kA (no fuse) Icn: DC 65 V: 2 kA (no fuse)
Conditional short circuit capacity UL 508	Icn: AC 480 V: 5 kA (no fuse)
Degree of Protection	from front side IP 40 acc. to IEC 60529
Lifetime	1 x Ir 6000 switching cycles
Dielectric Strength	50 Hz: > 2 kV Impulse 1.2/50 µs
Vibration Resistance	± 0.75 mm @ 5 - 60 Hz acc. to IEC 60068-2-6, test Fc 10 G @ 60 - 500 Hz acc. to IEC 60068-2-6, test Fc
Insulation Resistance	250/440 VAC > 5 MΩ
Shock Resistance	30 G / 18 ms acc. to IEC 60068-2-27, test Ea
Ambient temperature	-10 °C to 55 °C
Weight	100 - 130 g

Tripping Type	
	Positively trip free
Actuation Type	Manual ON/OFF
Permissible wire cross section	1.5 - 25 mm² / 16 - 4 AWG
Switched neutral	
Rated Voltage	AC 277 V
Rated current	AC/DC 65 A
Function	The switched neutral closes with manual closure of the poles and opens automatically with thermal magnetic tripping of the poles.
Add-on modules	
Add-on modules	Technical data for the additional module see separate data sheet

Approvals and Compliances

Detailed information on product approvals, code requirements, usage instructions and detailed test conditions can be looked up in Details about Approvals

PHASE-OUT

Approvals

The approval mark is used by the testing authorities to certify compliance with the safety requirements placed on electronic products.

Approval Reference Type: AS168X

Approval Logo	Certificates	Certification Body	Description
	VDE Approvals	VDE	VDE Certificate Number: 40005743
	UL Approvals	UL	UL File Number: E216629 / E71572
	UL Approvals	UL	UL File Number: E216629 / E71572

Product standards

Product standards that are referenced

Organization	Design	Standard	Description
IEC	Designed according to	IEC 60934	Circuit-breakers for equipment (CBE)
UL	Designed according to	UL508, UL1077	Standard for Supplementary Protectors for Use in Electrical Equipment
UL	Designed according to	UL 508	Standard for Industrial Control Equipment
CSA Group	Designed according to	CSA C22.2	Supplementary Protectors

Application standards

Application standards where the product can be used

Organization	Design	Standard	Description
IEC	Designed for applications acc.	IEC/UL 60950	IEC 60950-1 includes the basic requirements for the safety of information technologyequipment.

Compliances

The product complies with following Guide Lines

Identification	Details	Initiator	Description
CE	CE declaration of conformity	SCHURTER AG	The CE marking declares that the product complies with the applicable requirements laid down in the harmonisation of Community legislation on its affixing in accordance with EU Regulation 765/2008.
RoHS	RoHS	SCHURTER AG	EU Directive RoHS 2011/65/EU
50	China RoHS	SCHURTER AG	The law SJ / T 11363-2006 (China RoHS) has been in force since 1 March 2007. It is similar to the EU directive RoHS.
REACH	REACH	SCHURTER AG	On 1 June 2007, Regulation (EC) No 1907/2006 on the Registration, Evaluation, Authorization and Restriction of Chemicals 1 (abbreviated as "REACH") entered into force.

PHASE-OUT

Dimension [mm]
AS168X 2 pole

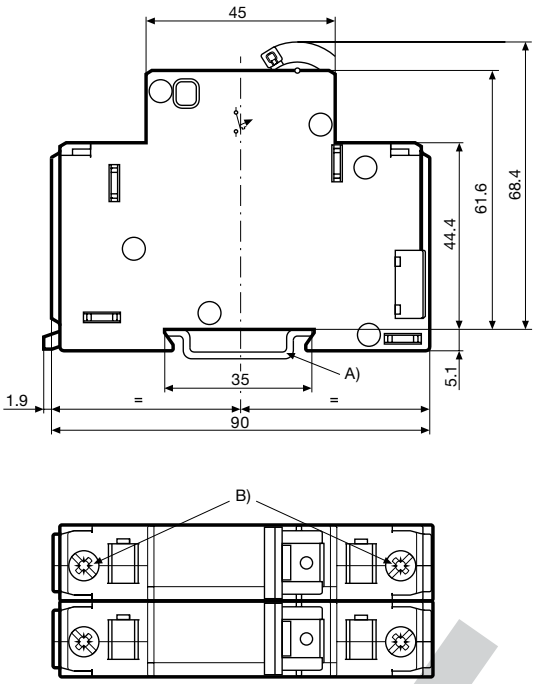

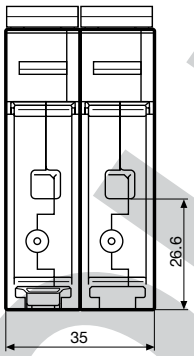

A) 35 mm DIN rail EN 50022

B) Max. torque

Wire crosssection	Max. torque
1.5 ... 10 mm²	2.5 Nm
16 ... 25 mm²	3.1 Nm
AWG #16 ... 8	20 ... 22 lb–in
AWG #6 ... 4	26 ... 28 lb–in

AS168X 2 pole and switched neutral pole

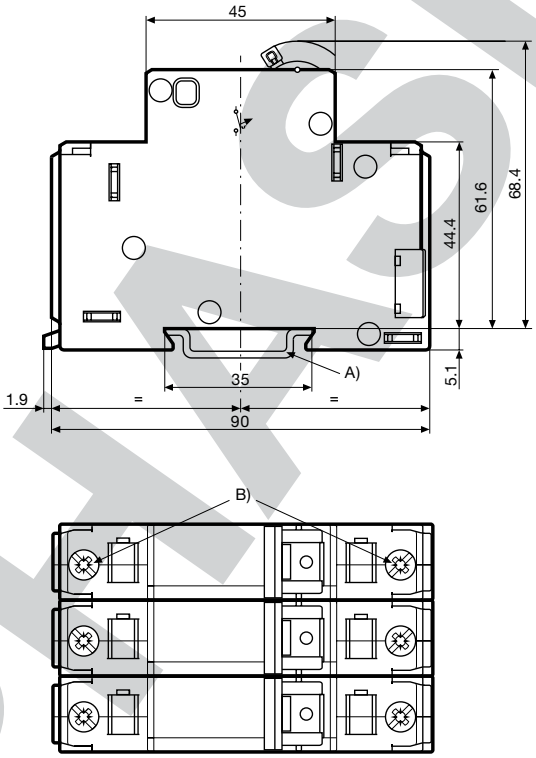

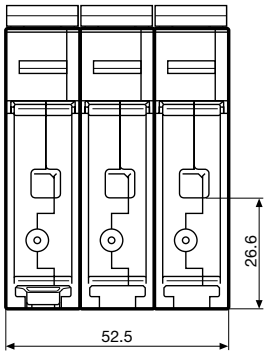

A) 35 mm DIN rail EN 50022

B) Max. torque

Wire crosssection	Max. torque
1.5 ... 10 mm²	2.5 Nm
16 ... 25 mm²	3.1 Nm
AWG #16 ... 8	20 ... 22 lb–in
AWG #6 ... 4	26 ... 28 lb–in

PHASE-OUT

Diagrams

AS168X-CB1...

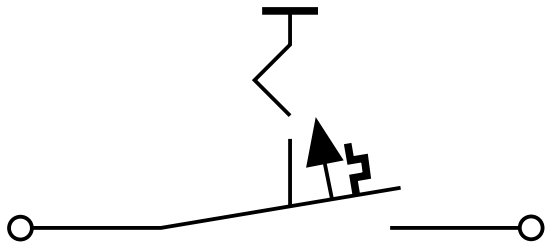

AS168X-CB1...N

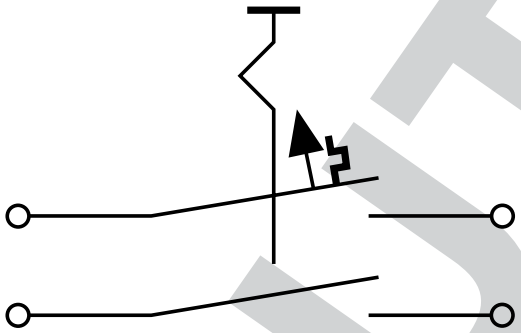

AS168X-CB1... / AS168X-ACBH1

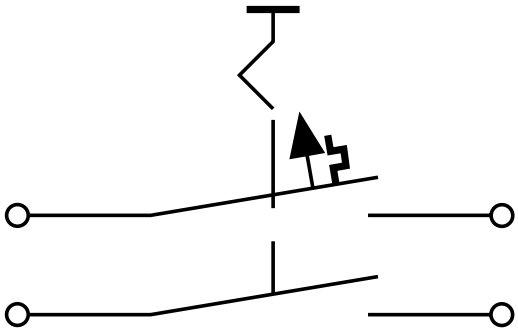

AS168X-CB1... / AS168X-ACBH2

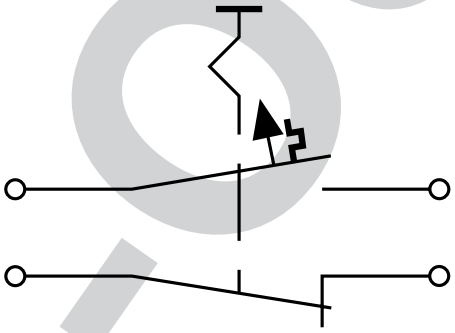

AS168X-CB1... / AS168X-ACBS1

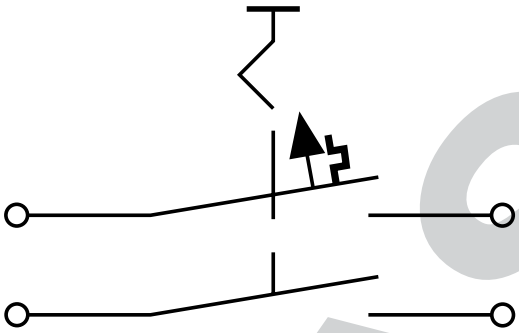

AS168X-CB1... / AS168X-ACBS2

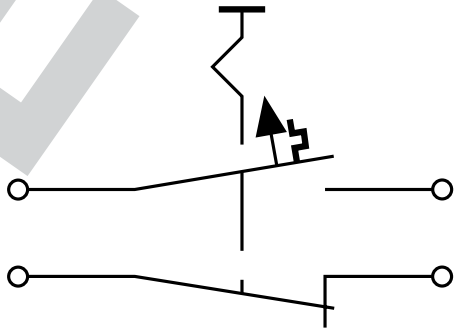

AS168X-CB1... / AS168X-ACBA

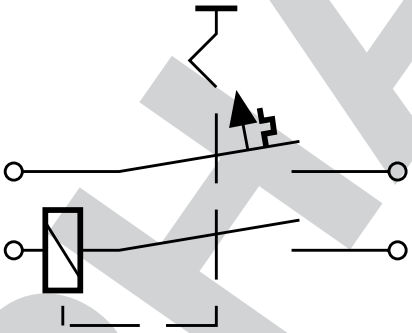

PHASE-OUT

Symbol	Standard	Rated current	Rated voltage AC	Conditional short circuit capacity Icn	Rated voltage DC	Conditional short circuit capacity Icn
c UL us	UL 508 CSA C22.2 no. 14	0.5 - 52 A	480Y/277 V	5 kA	-	-
c UL us	UL 1077	-	-	-	-	-
	CSA C22.2 no. 235	0.5 - 50 A	480 V	5 kA	65 V	2 kA
DVE	EN 60934	0.5 - 30 A	240/420 V	4.5 kA	65 V	4.5 kA
CCC	GB 17701	-	-	-	-	-

Effect of ambient temperature

AC-breaker are calibrated for an ambient temperature of +40°C, DC-breakers for +23°C. To determine the rated current for a lower or higher ambient temperature, use a correction factor from the table below:

Ambient temperature [°C]	Correction factor AC version	Correction factor DC version
-20	0.78	0.80
-5	0.82	0.87
0	0.83	0.90
+10	0.87	0.95
+23	0.91	1.00
+30	0.95	1.05
+40	1.00	1.10
+50	1.05	1.20
+60	1.11	1.30

Example DC version: Rated current = 10 A; Environmental temperature = 50 °C; --> Correction factor = 1.2; Resulting current = 12 A

PHASE OUT

Ampere-Horsepower

AS168X-CB	Motor Nameplate		Horsepower (FLA & LRC Ratings Apply where no HP Rating is given)							
			Nominal Circuit Voltage, VAC							
			110-120	200	208	220-240	265	**277**	380-415	**440-480**
Rated Current (See Note #1)	FLA Rating	Starting/ LRC Rating						**1 pole**		**2 pole**
0.5A	0.5A	3°								
1A	1A	6°							1/10	
1.5A	1.5A	9°				1/10	1/10	**1/10**	1/6	
2A	2A	12A				1/8	1/6	**1/6**	1/4	
3A	3A	18A	1/10	1/6	1/6	1/4	1/4	**1/3**	1/3	**1/2**
4A	4A	24A	1/8	1/4	1/3	1/3	1/3	**1/3**	1/2	**1**
5A	5A	30A	1/6	1/3	1/3	1/2	1/2	**1/2**	3/4	**1 1/2**
6A	6A	36A	1/4	1/2	1/2	1/2	3/4	**3/4**	1	**2**
7A	7A	42A	1/4	1/2	1/2	3/4	1	**1**	1 1/2	**2**
8A	8A	48A	1/3	3/4	3/4	1	1	**1**	2	**2**
9A	9A	54A	1/3	3/4	1	1	1	**1 1/2**	2	**3**
10A	10A	60A	1/2	1	1	1 1/2	1 1/2	**2**	2	**3**
12A	12A	72A	1/2	1 1/2	1 1/2	2	2	**2**	3	**3**
13A	13A	78A	1/2	1 1/2	1 1/2	2	2	**2**	3	**3**
15A	15A	90A	3/4	2	2	2	3	**3**	3	**5**
16A	16A	96A	1	2	2	2	3	**3**	3	**5**
18A	18A	108A	1	2	2	3	3	**3**	5	**5**
20A	20A	120A	1 1/2	3	3	3	3	**3**	5	**5**
23A	23A	138A	1 1/2	3	3	3	3	**3**	5	**7 1/2**
25A	25A	150A	2	3	3	3	5	**5**	5	**7 1/2**
27A	27A	162A	2	3	3	3	5	**5**	7 1/2	**10**
30A	30A	180A	2	3	3	5	5	**5**	7 1/2	**10**

AS168X-CB	Motor Nameplate		Horsepower (FLA & LRC Ratings Apply where no HP Rating is given)					
			Nominal Circuit Voltage, VAC					
			110-120	200	208	220-240	380-415	**440-480**
Rated Current (See Note #1)	FLA Rating	Starting/ LRC Rating						**3 pole**
0.5A	0.5A							
1A	1A							
1.5A	1.5A	10A					1/2	**1/2**
2A	2A	12.5A					3/4	**3/4**
3A	3A	20A		1/2	1/2	1/2	1	**1 1/2**
4A	4A	25A		3/4	3/4	3/4	1 1/2	**2**
5A	5A	32A	1/2	1	1	1	2	**3**
6A	6A	32A	1/2	1	1	1/2	2	**3**
7A	7A	32A	3/4	1/2	1/2	2	3	**3**
8A	8A	46A	3/4	2	2	2	3	**5**
9A	9A	46A	1	2	2	2	3	**5**
10A	10A	46A	1	2	2	3	5	**5**
12A	12A	63.5A	1 1/2	3	3	3	5	**7 1/2**
13A	13A	63.5A	1 1/2	3	3	3	5	**7 1/2**
15A	15A	81A	2	3	3	3	7 1/2	**10**
16A	16A	81A	2	3	3	5	7 1/2	**10**
18A	18A	81A	2	5	5	5	10	**10**
20A	20A	81A	3	5	5	5	10	**10**
23A	23A	116A	3	5	5	7 1/2	10	**15**
25A	25A	116A	3	5	7 1/2	7 1/2	10	**15**
27A	27A	145A	3	7 1/2	7 1/2	7 1/2	15	**20**
30A	30A	145A	3	7 1/2	7 1/2	10	15	**20**

Note #1: For AC motor circuit nameplate FLA loads, AC general-use loades, AC resistance loads

PHASE OUT

Time-Current-Curves

Version F / Magnetic 3-5 xI_n

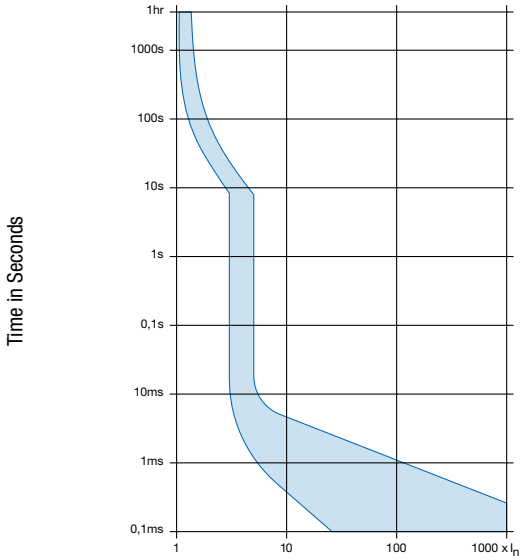

Multiple of Rated Current In

Reference Temperature +23°

Version G / Magnetic 6-10 xI_n

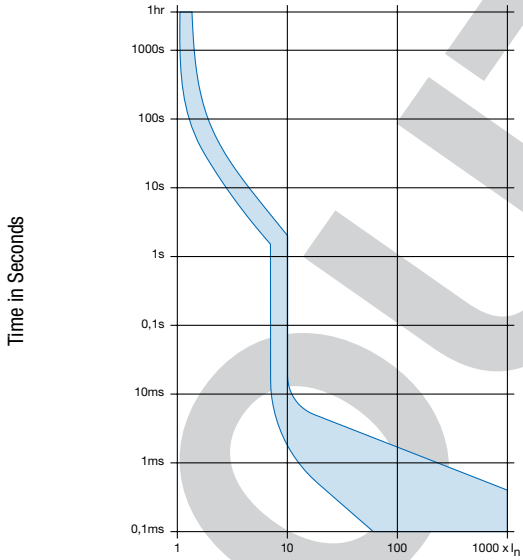

Multiple of Rated Current In

Reference Temperature +23°

Version H / Magnetic 12-20 xI_n

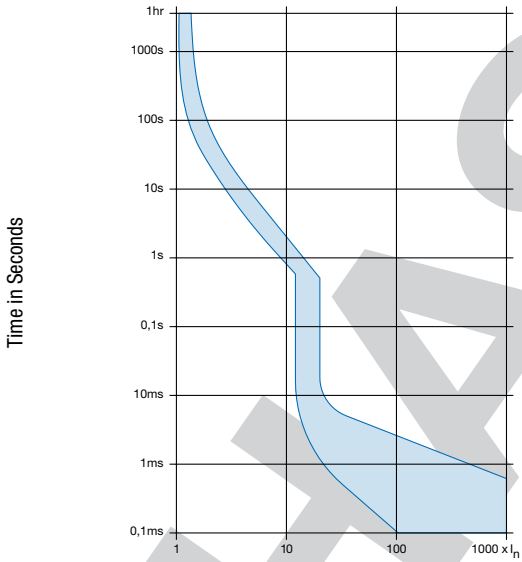

Multiple of Rated Current In

Reference Temperature +23°

Config. Code

AS168X-CB 1 DG 200 N

The characters are placeholders for the correspondingly keys of selections from the key tables.

AS168X-CB **1** DG 200 N **= Number of Poles**

Number of Poles	Configuration key
2-pole	2

PHASE-OUT

AS168X-CB 1 **DG** 200 N = Tripping characteristics

Tripping characteristics	Configuration key
1.0-1.25xIn / 3-5xIn / 0.5-52 A	F
1.0-1.25xIn / 6-10xIn / 0.5-52 A	G
1.0-1.25xIn / 12-20xIn / 0.5-52 A	H

AS168X-CB 1 DG **200** N = Rated current

Rated current	Configuration key
0.05 A	005
1.0 A	010
1.5 A	015
2.0 A	020
3.0 A	030
4.0 A	040
5.0 A	050
6.0 A	060
7.0 A	070
8.0 A	080
9.0 A	090
10.0 A	100
12.0 A	120
15.0 A	150
16.0 A	160
18.0 A	180
20.0 A	200
23.0 A	230
25.0 A	250
27.0 A	270
30.0 A	300
32.0 A	320
35.0 A	350
40.0 A	400
45.0 A	450
50.0 A	500
52.0 A	520

Other rated currents on request

AS168X-CB 1 DG 200 **N** = Switched neutral

Switched neutral	Configuration key
Switched neutral pole	N

Variants

Tripping characteristics	Rated current	Switched neutral	Config. Code	Order Number
1.0-1.25xIn / 3-5xIn / 0.5-52 A	15.0 A		AS168X-CB2F150	4420.0251
1.0-1.25xIn / 3-5xIn / 0.5-52 A	20.0 A		AS168X-CB2F200	4420.0371
1.0-1.25xIn / 6-10xIn / 0.5-52 A	1.0 A		AS168X-CB2G010	4420.0370
1.0-1.25xIn / 6-10xIn / 0.5-52 A	2.0 A		AS168X-CB2G020	4420.0235
1.0-1.25xIn / 6-10xIn / 0.5-52 A	4.0 A		AS168X-CB2G040	4420.0236
1.0-1.25xIn / 6-10xIn / 0.5-52 A	5.0 A		AS168X-CB2G050	4420.0237
1.0-1.25xIn / 6-10xIn / 0.5-52 A	6.0 A		AS168X-CB2G060	4420.0281
1.0-1.25xIn / 6-10xIn / 0.5-52 A	7.0 A		AS168X-CB2G070	4420.0396
1.0-1.25xIn / 6-10xIn / 0.5-52 A	10.0 A		AS168X-CB2G100	4420.0238
1.0-1.25xIn / 6-10xIn / 0.5-52 A	12.0 A		AS168X-CB2G120	4420.0227
1.0-1.25xIn / 6-10xIn / 0.5-52 A	15.0 A		AS168X-CB2G150	4420.0205
1.0-1.25xIn / 6-10xIn / 0.5-52 A	16.0 A		AS168X-CB2G160	4420.0225
1.0-1.25xIn / 6-10xIn / 0.5-52 A	18.0 A		AS168X-CB2G180	4420.0819
1.0-1.25xIn / 6-10xIn / 0.5-52 A	20.0 A		AS168X-CB2G200	4420.0239
1.0-1.25xIn / 6-10xIn / 0.5-52 A	25.0 A		AS168X-CB2G250	4420.0240
1.0-1.25xIn / 6-10xIn / 0.5-52 A	30.0 A		AS168X-CB2G300	4420.0221
1.0-1.25xIn / 6-10xIn / 0.5-52 A	40.0 A		AS168X-CB2G400	4420.0200
1.0-1.25xIn / 6-10xIn / 0.5-52 A	50.0 A		AS168X-CB2G500	4420.0380
1.0-1.25xIn / 12-20xIn / 0.5-52 A	1.0 A		AS168X-CB2H010	4420.0325
1.0-1.25xIn / 12-20xIn / 0.5-52 A	2.0 A		AS168X-CB2H020	4420.0335
1.0-1.25xIn / 12-20xIn / 0.5-52 A	3.0 A		AS168X-CB2H030	4420.0273
1.0-1.25xIn / 12-20xIn / 0.5-52 A	4.0 A		AS168X-CB2H040	4420.0605
1.0-1.25xIn / 12-20xIn / 0.5-52 A	6.0 A		AS168X-CB2H060	4420.0207

Tripping characteristics	Rated current	Switched neutral	Config. Code	Order Number
1.0-1.25xIn / 12-20xIn / 0.5-52 A	7.0 A		AS168X-CB2H070	4420.0317
1.0-1.25xIn / 12-20xIn / 0.5-52 A	8.0 A		AS168X-CB2H080	4420.0272
1.0-1.25xIn / 12-20xIn / 0.5-52 A	10.0 A		AS168X-CB2H100	4420.0174
1.0-1.25xIn / 12-20xIn / 0.5-52 A	12.0 A		AS168X-CB2H120	4420.0416
1.0-1.25xIn / 12-20xIn / 0.5-52 A	15.0 A		AS168X-CB2H150	4420.0296
1.0-1.25xIn / 12-20xIn / 0.5-52 A	16.0 A		AS168X-CB2H160	4420.0670
1.0-1.25xIn / 12-20xIn / 0.5-52 A	20.0 A		AS168X-CB2H200	4420.0220
1.0-1.25xIn / 12-20xIn / 0.5-52 A	30.0 A		AS168X-CB2H300	4420.0223
1.0-1.25xIn / 12-20xIn / 0.5-52 A	50.0 A		AS168X-CB2H500	4420.0560

Most Popular.

Availability for all products can be searched real-time:https://www.schurter.com/en/Stock-Check/Stock-Check-SCHURTER

Packaging Unit 1 Pcs

PHASE-O

19.02.2018

The specifications, descriptions and illustrations indicated in this document are based on current information. All content is subject to modifications and amendments. Information furnished is believed to be accurate and reliable. However, users should independently evaluate the suitability and test each product selected for their own applications.

Mouser Electronics

Authorized Distributor

Click to View Pricing, Inventory, Delivery & Lifecycle Information:

Schurter:

4420.0174 4420.0207 4420.0211 4420.0221 4420.0223 4420.0224 4420.0225 4420.0227 4420.0236 4420.0237 4420.0251 4420.0272 4420.0273 4420.0279 4420.0281 4420.0296 4420.0297 4420.0317 4420.0325 4420.0326 4420.0335 4420.0346 4420.0383 4420.0395 4420.0396 4420.0409 4420.0413 4420.0416 4420.0497 4420.0532 4420.0554 4420.0561 4420.0576 4420.0579 4420.0591 4420.0605 4420.0622 4420.0678 4420.0728 4420.0819 4420.0836 4420.0849 4420.0865 4420.0877 4420.0879 4420.0698 4420.0815 4420.0903 4420.0923 4420.0371 4420.02 4420.022 4420.024 4420.026 4420.028 4420.029 4420.031 4420.034 4420.036 4420.037 4420.038 4420.04 4420.046 4420.052 4420.053 4420.056 4420.064 4420.066 4420.067 4420.074 4420.085 4420.099 AS168X-CB1G050 AS168X-CB3G200 AS168X-CB1G030N AS168X-CB1G150 AS168X-CB1G200 AS168X-CB3G300 AS168X-CB1G100 AS168X-CB2G100 AS168X-CB1G020 AS168X-CB2G020 AS168X-CB2G150 AS168X-CB1G010 AS168X-CB2G200 AS168X-CB2H230 AS168X-CB3G150 4420.0850 4420.0370 4420.0240 4420.0560 4420.0670 4420.0380 4420.0200 4420.0239 4420.0238 4420.0609 4420.0235 4420.0220 4420.0205