

# "High Frequency Ceramic Solutions"

## 2450 / 5400 MHz Diplexer ( LPF / BPF )

P/N 2450DP15F5400

Detail Specification: 06/05/06

Page 1 of 2

### General Specifications

<b>Part Number</b>	2450DP15F5400		
<b>Attenuation in Low Band Path</b>	* 0.7 dB max.@ 2.4 ~ 2.5 GHz	18 dB min. @ 4.8 ~ 6.0 GHz	18 dB min. @ 7.2 - 7.5 GHz
<b>Attenuation in High Band Path</b>	* 1.0 dB max.@ 4.9 ~ 5.9 GHz	19 dB min. @ 1.8 ~ 2.5 GHz	25 dB ref. @ 10.3 - 10.7 GHz

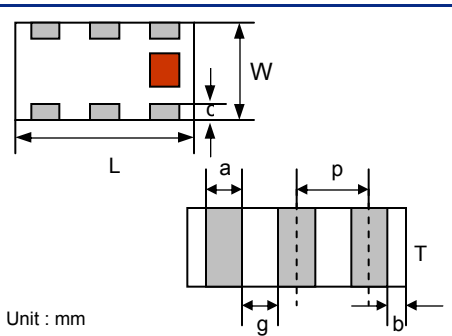
<b>Input Power</b>	3 Watts max.
<b>Impedance</b>	50 Ω
<b>Operating Temp</b>	-40 to +85°C
<b>Storage Temp</b>	-40 to +85°C
<b>Reel Quantity</b>	4000

<b>Pass-band Return Loss In Both Bands</b>	9.5 dB min.
--	-------------

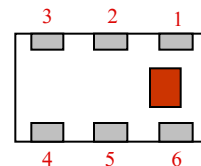
\* Note: The I.L. parameters are based on probed & TRL cal'd measurement

### Mechanical Dimensions

	In	mm
<b>L</b>	0.079 ± 0.004	2.00 ± 0.10
<b>W</b>	0.049 ± 0.004	1.25 ± 0.10
<b>T</b>	0.022 ± 0.004	0.55 ± 0.10
<b>a</b>	0.012 ± 0.004	0.30 ± 0.10
<b>b</b>	0.008 ± 0.004	0.20 ± 0.10
<b>c</b>	0.012 +.004/-0.008	0.30 +0.1/-0.2
<b>g</b>	0.014 ± 0.004	0.35 ± 0.10
<b>p</b>	0.026 ± 0.002	0.65 ± 0.05

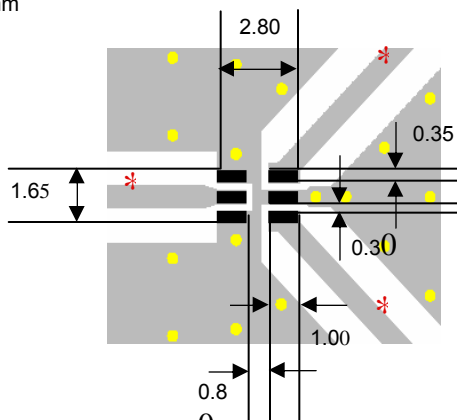





Terminal Configuration	
No.	Function
1	Lower Freq. Port (P1)
2	GND
3	Higher Freq. Port (P3)
4	GND
5	Common Port (P2)
6	GND



### Mounting Considerations

Mount these devices with brown mark facing up.  
Line width should be designed to provide 50Ω impedance matching characteristics.  
Units: mm



-  Solder Resist
-  Land
-  Through-hole (φ0.35)

Johanson Technology, Inc. reserves the right to make design changes without notice.  
All sales are subject to Johanson Technology, Inc. terms and conditions.

# "High Frequency Ceramic Solutions"

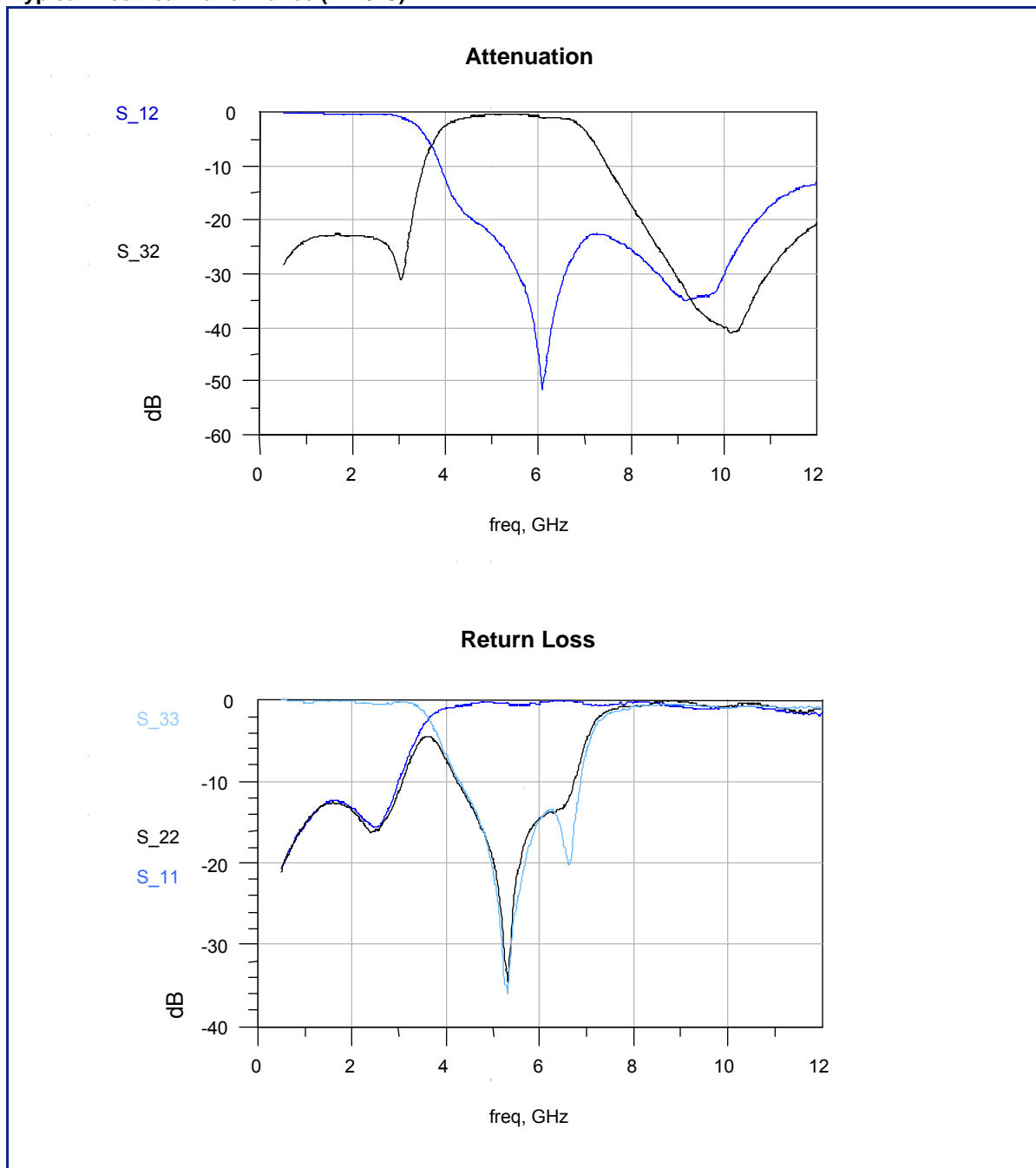
2450 / 5400 MHz Diplexer ( LPF / BPF )

P/N 2450DP15F5400

Detail Specification: 06/06/05

Page 2 of 2

## Typical Electrical Performance (T=25°C)



Johanson Technology, Inc. reserves the right to make design changes without notice.

All sales are subject to Johanson Technology, Inc. terms and conditions.



[www.johansontechnology.com](http://www.johansontechnology.com)

931 Via Alondra • Camarillo, CA 93012 • TEL 805.389.1166 FAX 805.389.1821

2003 Johanson Technology, Inc. All Rights Reserved

# Mouser Electronics

Authorized Distributor

Click to View Pricing, Inventory, Delivery & Lifecycle Information:

[Johanson:](#)

[2450DP15F5400E](#)