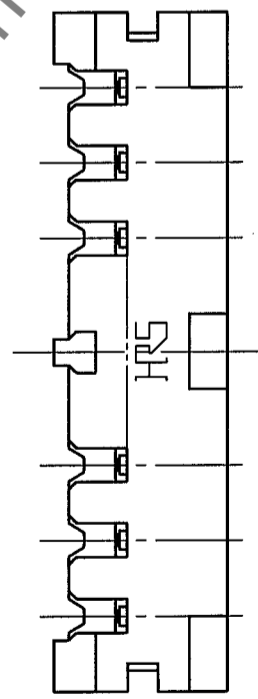
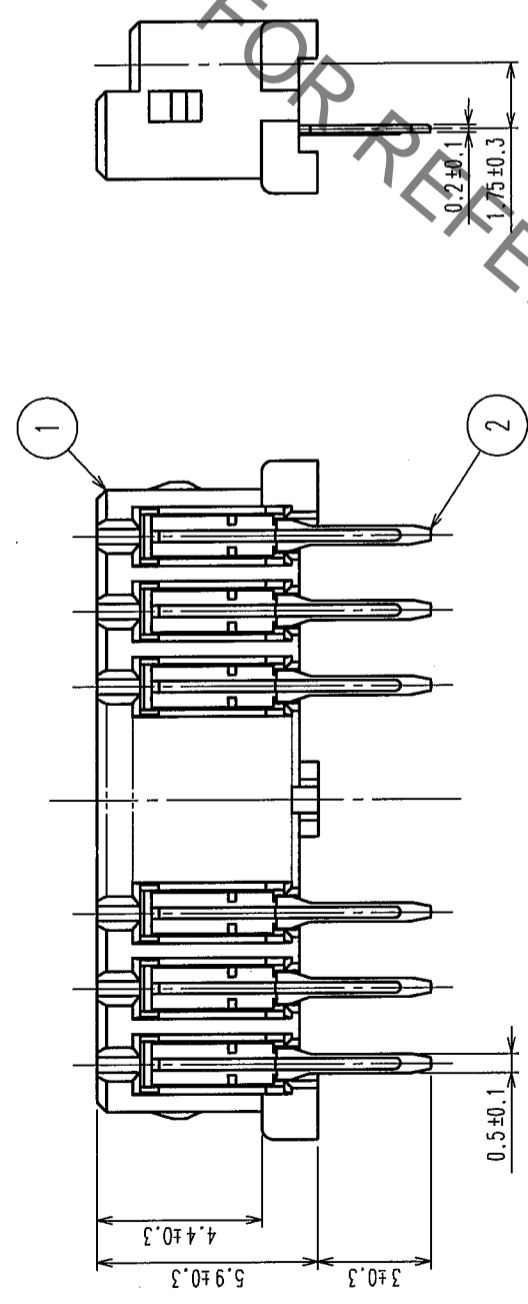
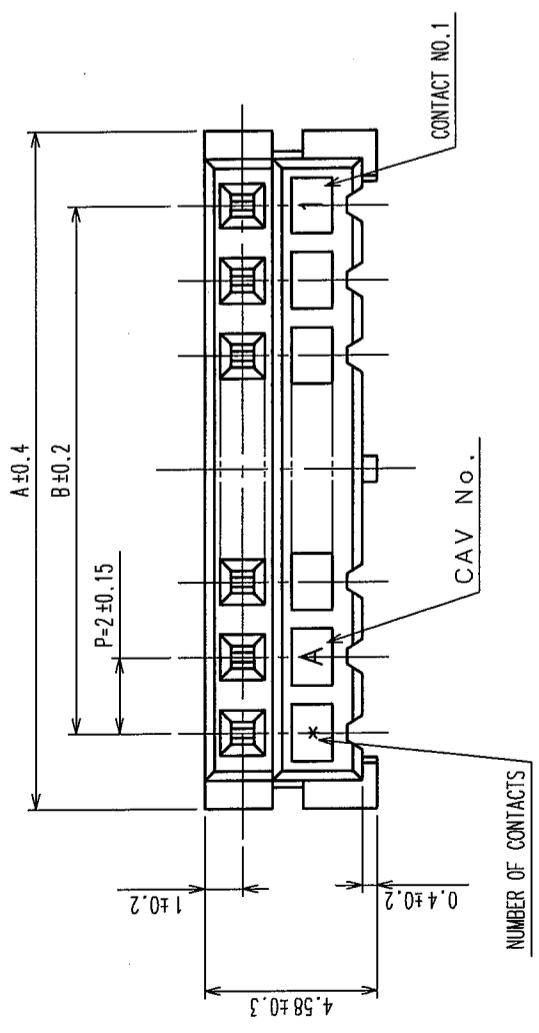
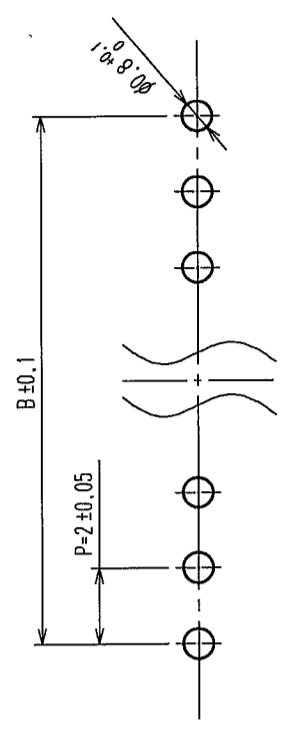


Sep.1.2020 Copyright 2020 HIROSE ELECTRIC CO., LTD. All Rights Reserved.  
 In case of consideration for using Automotive equipment / device which demand high reliability, kindly contact our sales window correspondents.

COUNT	DESCRIPTION OF REVISIONS	BY	CHKD	DATE	COUNT	DESCRIPTION OF REVISIONS	BY	CHKD	DATE
△					△				
△					△				
△					△				



RECOMMENDED PATTERN



CODE NO.	PART NO.	NUMBER OF CONTACT	A	B
CL543-0048-6-55	DF3-2S-2DSA(55)	2	6.0	2.0
CL543-0049-9-55	DF3-3S-2DSA(55)	3	8.0	4.0
CL543-0050-8-55	DF3-4S-2DSA(55)	4	10.0	6.0
CL543-0051-0-55	DF3-5S-2DSA(55)	5	12.0	8.0
CL543-0052-3-55	DF3-6S-2DSA(55)	6	14.0	10.0
CL543-0053-6-55	DF3-7S-2DSA(55)	7	16.0	12.0
CL543-0054-9-55	DF3-8S-2DSA(55)	8	18.0	14.0
CL543-0055-1-55	DF3-9S-2DSA(55)	9	20.0	16.0
CL543-0056-4-55	DF3-10S-2DSA(55)	10	22.0	18.0
CL543-0057-7-55	DF3-11S-2DSA(55)	11	24.0	20.0
CL543-0058-0-55	DF3-12S-2DSA(55)	12	26.0	22.0
CL543-0059-2-55	DF3-13S-2DSA(55)	13	28.0	24.0
CL543-0060-1-55	DF3-14S-2DSA(55)	14	30.0	26.0
CL543-0061-4-55	DF3-15S-2DSA(55)	15	32.0	28.0

2	PHOSPHOR BRONZE	CONTACT AREA: GOLD PLATED 0.2μm min LEAD AREA: TIN PLATED 1μm min UNDER PLATING: NICKEL PLATED 1μm min	STOPPER
1	POLYAMIDE	UL94V-0 (BLACK)	ELECTROSTATIC PROTECTION, CLEAR

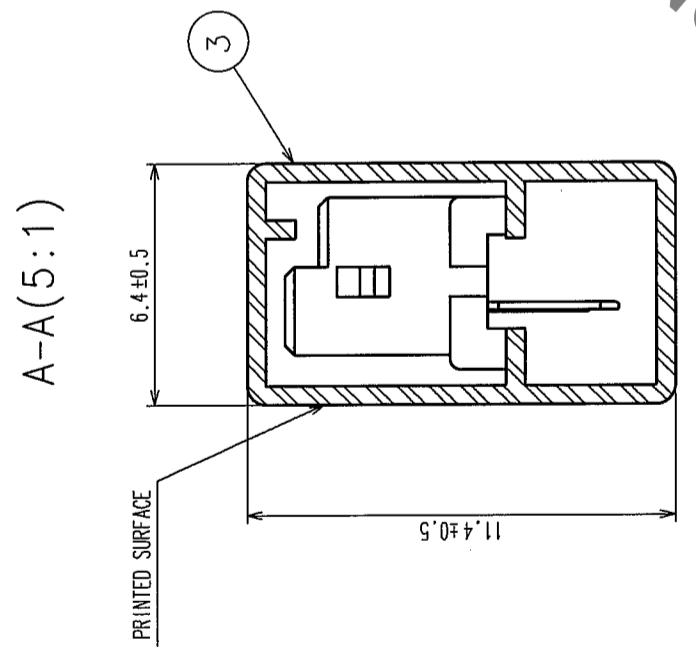
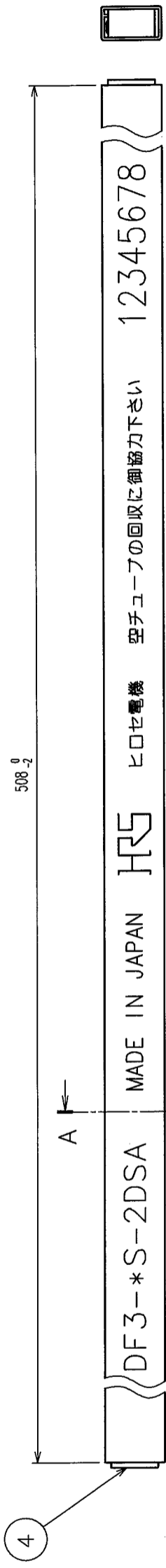
NO.	MATERIAL	FINISH, REMARKS	NO.	MATERIAL	FINISH, REMARKS
4	S. PVC		3	RIGID POLYVINYLCHLORIDE	

CL	CL	M. Nakamoto	H. Imehara	J. Miyajima	J. Oka
'04.03.24	'04.03.24	'04.03.24	'04.03.24	'04.03.24	'04.03.25
DRAWING NO. EDC3-162329-11		PART NO. DF3-S-2DSA(55)		APPROVED	
SCALE 5 : 1		CODE NO. CL543-		RELEASED	
UNITS mm		HIROSE ELECTRIC CO., LTD		FORM NO. 229	

TO

In case of consideration for using Automotive equipment / device which demand high reliability, kindly contact our sales window correspondents.

COUNT	DESCRIPTION OF REVISIONS	BY	CHKD	DATE	COUNT	DESCRIPTION OF REVISIONS	BY	CHKD	DATE
△					△				
△					△				
△					△				



NOTES 1. NUMBER OF CONNECTORS PER A MAGAZINE CASE SHALL BE IN ACCORDANCE WITH THE LIST.

2. THESE CONNECTORS SHALL BE ON SALED IN ACCORDANCE WITH THE MULTIPLE QUANTITY ON THE LIST.

CODE NO.	PART NO.	NUMBER OF CONNECTORS
CL543-0048-6-55	DF3-2S-2DSA(55)	80
CL543-0049-9-55	DF3-3S-2DSA(55)	60
CL543-0050-8-55	DF3-4S-2DSA(55)	48
CL543-0051-0-55	DF3-5S-2DSA(55)	40
CL543-0052-3-55	DF3-6S-2DSA(55)	34
CL543-0053-6-55	DF3-7S-2DSA(55)	30
CL543-0054-9-55	DF3-8S-2DSA(55)	27
CL543-0055-1-55	DF3-9S-2DSA(55)	24
CL543-0056-4-55	DF3-10S-2DSA(55)	21
CL543-0057-7-55	DF3-11S-2DSA(55)	20
CL543-0058-0-55	DF3-12S-2DSA(55)	18
CL543-0059-2-55	DF3-13S-2DSA(55)	17
CL543-0060-1-55	DF3-14S-2DSA(55)	16
CL543-0061-4-55	DF3-15S-2DSA(55)	15

NO.	MATERIAL	FINISH, REMARKS	NO.	MATERIAL	FINISH, REMARKS
CODE NO. (OLD) CL			DRAWN M. Nakamoto	DESIGNED H. Uehara	CHECKED J. Nagasaki
			'04.03.24	'04.03.24	'04.03.25
DRAWING NO. EDC3-162329-11			PART NO. DF3-*S-2DSA(55)		
SCALE FR:EE			CODE NO. CL543-		
UNITS mm					

TO	

HIROSE ELECTRIC CO., LTD. DRAWING FOR REFERENCE