

INTERCONNECTS

SERIES 850, 851, 852, 853 • 1,27 GRID RIGHT ANGLE HEADERS AND SOCKETS • SINGLE AND DOUBLE ROW STRIPS

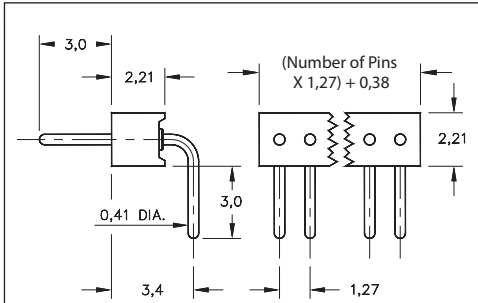


FIG. 1

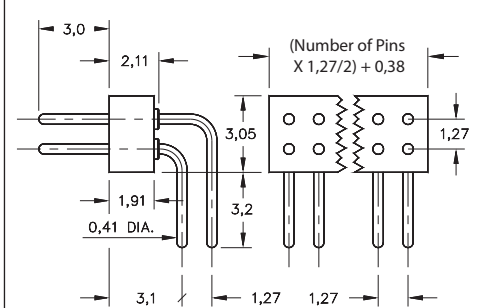


FIG. 2

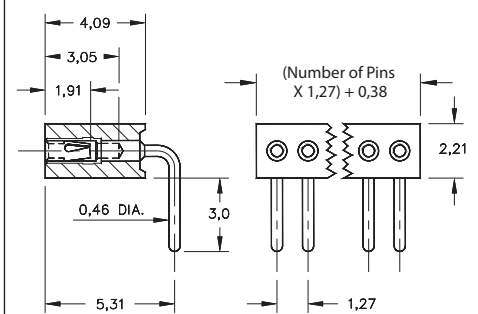


FIG. 3

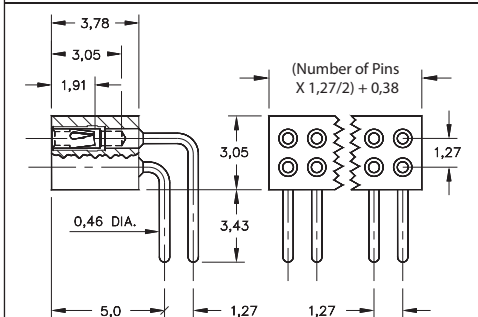



FIG. 4

- Series 850 and 851 interconnects are available in single and double row form
- Series 850 & 852 headers use MM #4006-1 and #4006-2 pins. See page 208 for details
- Series 851 & 853 sockets use MM #4890-1 and #4890-2 receptacles that accept pin diameters from 0,38 - 0,53. See page 160 for details
- Receptacles use Hi-Rel, 3-finger BeCu #11 contact rated at 3 amps. See page 251 for details
- Insulators are high temperature thermoplastic, suitable for all soldering operations



ORDERING INFORMATION








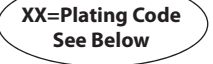
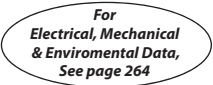




FIG. 1	Series 850...001	Single Row Right Angle Pin Header		
	850-XX-0	-20-001000	Specify number of pins 01-50	
FIG. 2	Series 852...001	Double Row Right Angle Pin Header		
	852-XX-	-20-001000	Specify number of pins 002-100	
  				
SPECIFY PLATING CODE XX=		10 	90	40 
Pin Plating 		0,25µm Au	5,08µm Sn/Pb	5,08µm Sn

FIG. 3	Series 851...001	Single Row Right Angle Socket				
	851-XX-0	-20-001000	Specify number of pins 01-50			
FIG. 4	Series 853...001	Double Row Right Angle Socket				
	853-XX-	-20-001000	Specify number of pins 002-100			
  						
SPECIFY PLATING CODE XX=			93	99	43 	47 
Sleeve (Pin) 			5,08µm Sn/Pb	5,08µm Sn/Pb	5,08µm Sn	5,08µm Sn
Contact (Clip) 			0,76µm Au	2,54µm Sn/Pb	0,76µm Au	Au Flash

Mouser Electronics

Authorized Distributor

Click to View Pricing, Inventory, Delivery & Lifecycle Information:

Mill-Max:

[851-43-010-20-001000](#) [851-43-004-20-001000](#)