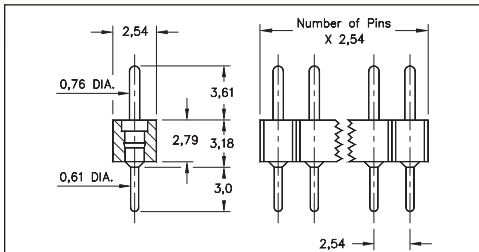
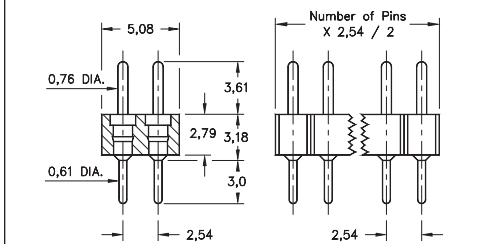


# INTERCONNECTS

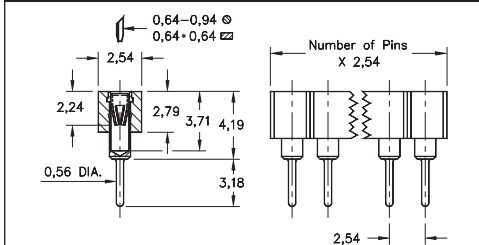
## SERIES 800, 801, 802, 803 • 2,54 GRID (0,76 DIA. PINS), LOW PROFILE HEADERS & VERSATILE SOCKETS • SINGLE & DOUBLE ROW STRIPS



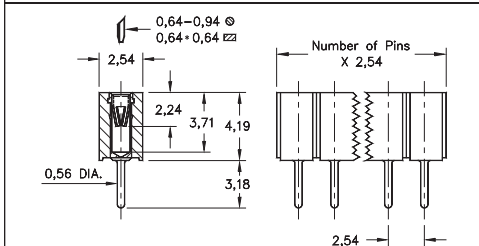
**FIG. 1**



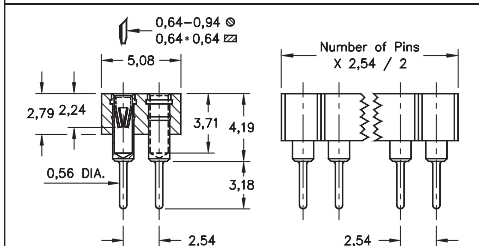
**FIG. 2**



**FIG. 3**




**FIG. 4**













**FIG. 5**

- Series 800 and 802 single and double row pin headers use MM #5016 pins. See page 215 for details
- Series 801 and 803 single and double row sockets use MM #1303 receptacles. See page 180 for details
- Series 801 and 803 receptacles use Hi-Rel, 6-finger BeCu #47 contact rated at 4.5 amps. Receptacles accept 0,76 diameter and 0,64 square pins. See page 256 for details
- Insulators are high temperature thermoplastic, suitable for all soldering operations



## ORDERING INFORMATION

<b>FIG. 1</b>	<b>Series 800...002</b> <b>Single Row Low Profile Pin Header</b>
	800-XX-0__-10-002000 Specify number of pins      ↑      01-64
<b>FIG. 2</b>	<b>Series 802...002</b> <b>Double Row Low Profile Pin Header</b>
	802-XX-0__-10-002000 Specify number of pins      ↑      04-64
 <span style="margin-left: 100px;">XX=Plating Code See Below</span> <span style="margin-left: 100px;">For Electrical, Mechanical &amp; Environmental Data, See page 264</span>	
<b>SPECIFY PLATING CODE XX=</b> 10  90      40 	
<b>Pin Plating</b>  0,25µm Au      5,08µm Sn/Pb      5,08µm Sn	
<b>FIG. 3</b>	<b>Series 801...002</b> <b>Low Profile Socket (short insulator)</b>
	801-XX-0__-10-002000 Specify number of pins      ↑      01-64
<b>FIG. 4</b>	<b>Series 801...012</b> <b>Low Profile Socket (long insulator)</b>
	801-XX-0__-10-012000 Specify number of pins      ↑      01-36
<b>FIG. 5</b>	<b>Series 803...002</b> <b>Double Row Low Profile Socket</b>
	803-XX-0__-10-002000 Specify number of pins      ↑      04-72
 <span style="margin-left: 100px;">XX=Plating Code See Below</span> <span style="margin-left: 100px;">For Electrical, Mechanical &amp; Environmental Data, See page 264</span>	
<b>SPECIFY PLATING CODE XX=</b> 91      93      99      41  43  47 	
<b>Sleeve (Pin)</b>  5,08µm Sn/Pb      5,08µm Sn/Pb      5,08µm Sn/Pb      5,08µm Sn      5,08µm Sn      5,08µm Sn	
<b>Contact (Clip)</b>  0,25µm Au      0,76µm Au      2,54µm Sn/Pb      0,25µm Au      0,76µm Au      Au Flash	

# Mouser Electronics

Authorized Distributor

Click to View Pricing, Inventory, Delivery & Lifecycle Information:

## Mill-Max:

[800-10-016-10-002000](#) [801-43-006-10-012000](#) [801-93-015-10-012000](#) [801-43-012-10-002000](#) [801-93-007-10-012000](#) [801-43-020-10-002000](#) [801-93-012-10-012000](#) [801-43-018-10-012000](#) [801-93-013-10-012000](#) [801-43-002-10-012000](#) [802-10-010-10-002000](#) [803-93-010-10-002000](#) [800-10-005-10-002000](#) [801-93-016-10-012000](#) [801-93-005-10-012000](#) [801-43-024-10-012000](#) [800-10-050-10-002000](#) [801-43-003-10-012000](#) [801-93-014-10-012000](#) [801-93-010-10-012000](#) [801-93-004-10-012000](#) [801-43-010-10-012000](#) [801-43-001-10-002000](#) [801-43-016-10-012000](#) [801-93-009-10-012000](#) [800-10-004-10-002000](#) [800-10-003-10-002000](#) [800-10-002-10-002000](#) [800-10-008-10-002000](#) [800-10-007-10-002000](#) [801-43-007-10-012000](#) [802-10-016-10-002000](#) [800-10-006-10-002000](#) [801-43-003-10-002000](#) [801-43-004-10-002000](#) [801-43-004-10-012000](#) [801-43-012-10-012000](#) [801-93-008-10-012000](#) [801-93-012-10-002000](#) [802-10-020-10-002000](#) [802-10-024-10-002000](#)