

Bus coupler - IBS ST 24 BK LB-T - 2753232

Please be informed that the data shown in this PDF Document is generated from our Online Catalog. Please find the complete data in the user's documentation. Our General Terms of Use for Downloads are valid (<http://phoenixcontact.com/download>)



INTERBUS-ST bus terminal block, 24 V DC, 9-pos., D-SUB with an additional local bus branch, 15-pos. D-SUB, IP20 protection, consisting of: Terminal part with screw connection and module electronics

The illustration shows version IBS ST 24 BK RB-T

Product Description

INTERBUS ST standard bus terminal modules

The INTERBUS bus terminal module connects the input/output modules of an ST station with the INTERBUS network.

Depending on the transmission medium used, the bus terminal modules are equipped with different bus connections. For copper conductors, D-SUB and MINI-COMBICON connectors are available. The fiber optic versions are equipped with F-SMA connectors.

The bus terminal modules are available in two different performance classes. A maximum of 4 or 8 input/output modules can be operated on one bus terminal module.

The bus terminal module takes on the following functions within a modular INTERBUS-ST station:


- Refreshing the INTERBUS remote bus signals
- Electrical isolation of the remote bus segments
- Decoupling of the outgoing remote bus or of the connected input/ output modules from the INTERBUS network with a software command
- Supply of the connected input/output modules with an electrically isolated voltage supply from an integrated power supply unit

Product Features

- Copper or fiber optic connection
- Additional remote/local bus branches
- Additional I/Os onboard



Key Commercial Data

| | |
|--------------------------------------|---|
| Packing unit | 1 pc |
| GTIN |  4 017918 062750 |
| Weight per Piece (excluding packing) | 522.0 g |
| Custom tariff number | 85389091 |
| Country of origin | Germany |

Bus coupler - IBS ST 24 BK LB-T - 2753232

Technical data

Note

| | |
|-------------------------|---|
| Utilization restriction | EMC: class A product, see manufacturer's declaration in the download area |
|-------------------------|---|

Dimensions

| | |
|--------|--------|
| Width | 81 mm |
| Height | 117 mm |
| Depth | 116 mm |

Ambient conditions

| | |
|--|--|
| Ambient temperature (operation) | 0 °C ... 55 °C |
| Ambient temperature (storage/transport) | -20 °C ... 70 °C |
| Permissible humidity (operation) | 30 % ... 75 % (non-condensing) |
| Permissible humidity (storage/transport) | 30 % ... 95 % (non-condensing) |
| Air pressure (operation) | 86 kPa ... 108 kPa (up to 1500 m above mean sea level) |
| Air pressure (storage/transport) | 66 kPa ... 108 kPa (up to 3500 m above mean sea level) |
| Degree of protection | IP20 |

Interfaces

| | |
|------------------------------|------------------------------|
| Fieldbus system | INTERBUS |
| Designation | INTERBUS |
| Connection method | 9-pos. D-SUB plug/socket |
| Designation connection point | Incoming/Outgoing Remote Bus |
| Number of positions | 9 |
| Fieldbus system | Lokalbus |
| Designation | ST local bus |
| Connection method | ST local bus connector |
| Transmission speed | 500 kBit/s |
| Fieldbus system | INTERBUS |
| Designation | INTERBUS |
| Connection method | 15-pos. D-SUB sockets |
| Number of positions | 15 |

Digital inputs

| | |
|-------------------|------------------|
| Connection method | Screw connection |
|-------------------|------------------|

Power supply for module electronics

| | |
|----------------------|--|
| Supply voltage | 24 V DC |
| Supply voltage range | 20 V DC ... 30 V DC (including ripple) |
| Ripple | 3.6 V _{pp} within the allowable voltage range |
| Current consumption | typ. 150 mA (without ST module expansions) |

Bus coupler - IBS ST 24 BK LB-T - 2753232

Technical data

General

| | |
|---------------|----------|
| Mounting type | DIN rail |
| Net weight | 470 g |

Standards and Regulations

| | |
|----------------------------------|---|
| Test section | Incoming remote bus / Outgoing remote bus 500 V AC 50 Hz 1 min. |
| | Power supply voltage / ST local bus 500 V AC 50 Hz 1 min. |
| | Incoming remote bus/ST interface 500 V AC 50 Hz |
| | Incoming remote bus/local bus branch 500 V AC 50 Hz 1 min. |
| Connection in acc. with standard | CUL |
| Protection class | III, IEC 61140, EN 61140, VDE 0140-1 |

Classifications

eCl@ss

| | |
|------------|----------|
| eCl@ss 4.0 | 27250203 |
| eCl@ss 4.1 | 27250203 |
| eCl@ss 5.0 | 27250203 |
| eCl@ss 5.1 | 27242608 |
| eCl@ss 6.0 | 27242608 |
| eCl@ss 7.0 | 27242608 |
| eCl@ss 8.0 | 27242608 |

ETIM

| | |
|----------|----------|
| ETIM 2.0 | EC001434 |
| ETIM 3.0 | EC001604 |
| ETIM 4.0 | EC001604 |
| ETIM 5.0 | EC001604 |

UNSPSC

| | |
|---------------|----------|
| UNSPSC 6.01 | 43172015 |
| UNSPSC 7.0901 | 43201404 |
| UNSPSC 11 | 43172015 |
| UNSPSC 12.01 | 43201404 |
| UNSPSC 13.2 | 43201404 |

Approvals

Approvals

Bus coupler - IBS ST 24 BK LB-T - 2753232

Approvals


Approvals


UL Recognized / cUL Recognized / INTERBUS CLUB / EAC / cULus Recognized

Ex Approvals

Approvals submitted


Approval details

| | |
|---|-------|
| UL Recognized  | |
| mm ² /AWG/kcmil | 30-12 |

| | |
|--|-------|
| cUL Recognized  | |
| mm ² /AWG/kcmil | 30-12 |

| |
|---------------|
| INTERBUS CLUB |
|---------------|

| |
|-----|
| EAC |
|-----|

| |
|--|
| cULus Recognized  |
|--|

Accessories

Accessories

Bridge

Bus coupler - IBS ST 24 BK LB-T - 2753232

Accessories

Jumper - IB ST LBC - 2836492



Spare local bus cable, for INTERBUS-ST modules

Insertion bridge - EB 84 IB ST BU - 2836269



Insertion bridges, divisible, isolated comb spine, color blue, 84-pos.

Insertion bridge - EB 84 IB ST RD - 2836272



Insertion bridges, divisible, isolated comb spine, color red, 84-pos.

Fuse

Fuse - IBS TR5 1AT - 2806600



Replacement fuse, for INTERBUS-ST modules

Replacement clamping part - IBS STTB 24 BK LB-T - 2752699

Replacement clamping part for IBS ST 24 BK RB(LB)-T

Replacement electronics module - IBS STME 24 BK LB-T - 2753245

Replacement module electronics for IBS ST (ZF) 24 BK LB-T

Bus coupler - IBS ST 24 BK LB-T - 2753232

Accessories

Spare parts

Jumper - IB ST LBC - 2836492



Spare local bus cable, for INTERBUS-ST modules

Fuse - IBS TR5 1AT - 2806600



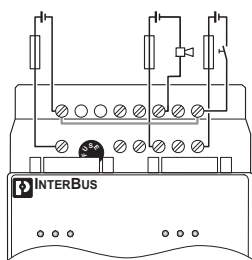
Replacement fuse, for INTERBUS-ST modules

Replacement electronics module - IBS STME 24 BK LB-T - 2753245

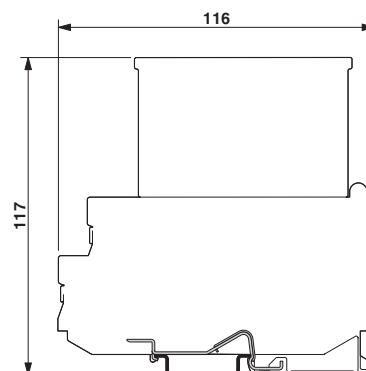
Replacement module electronics for IBS ST (ZF) 24 BK LB-T

Drawings

Connection diagram



Dimensional drawing



Mouser Electronics

Authorized Distributor

Click to View Pricing, Inventory, Delivery & Lifecycle Information:

[Phoenix Contact:](#)

[2753232](#)