

(1.00 mm) .0394"

# LOW-PROFILE & ELEVATED ONE-PIECE

## SPECIFICATIONS

For complete specifications and recommended PCB layouts see [www.samtec.com?FSI](http://www.samtec.com?FSI)

**Insulator Material:** Liquid Crystal Polymer  
**Contact Material:** BeCu

**Current Rating:** 2.8 A per pin (2 pins powered)  
**Operating Temp Range:** -55 °C to +125 °C

**Plating:** Au over 50 μ" (1.27 μm) Ni  
**RoHS Compliant:** Yes

## PROCESSING

**Lead-Free Solderable:** Yes  
**SMT Lead Coplanarity:** (0.10 mm) .004" max (05-30) (0.15 mm) .006" max (50)\*  
 \*(.004" stencil solution may be available; contact IPG@samtec.com)  
**Compression Board:** Gold Pads required

## RECOGNITIONS

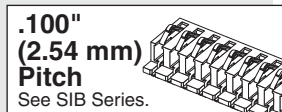
For complete scope of recognitions see [www.samtec.com/quality](http://www.samtec.com/quality)



**Notes:** Applications requiring 40-50 positions without threaded inserts, please contact Samtec Interconnect Processing Group.

Some lengths, styles and options are non-standard, non-returnable.


## Other Solutions



## ALSO AVAILABLE (MOQ Required)

- No alignment pin
- Top side alignment pin
- Bottom side alignment pin
- Other platings

Choice of board stacking profiles

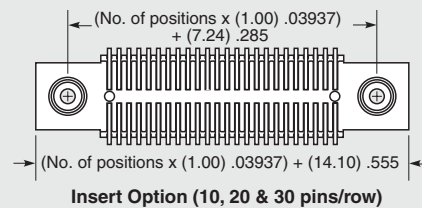
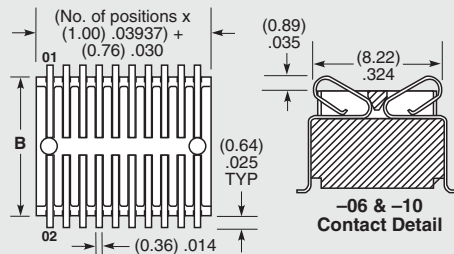


Short version or optional threaded inserts

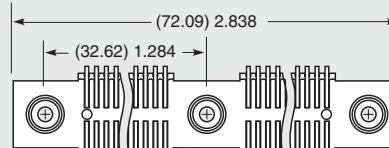
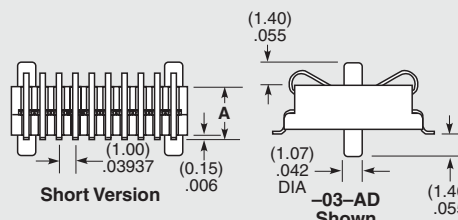
**RUGGEDIZED**  
BY SAMTEC

- Threaded insert option

<b>FSI</b>	<b>1</b>	<b>PINS PER ROW</b>	<b>BODY HEIGHT</b>	<b>PLATING OPTION</b>
		<b>10, 20, 30 &amp; 50</b> (Insert/Screw Option)	<b>-03</b> = 3.00 mm	<b>-G</b> = 10 μ" (0.25 μm) Gold (-03 only)
		<b>05, 10, 20, 30, 50</b> (Short Version)	<b>-06</b> = 6.00 mm	<b>-L</b> = 10 μ" (0.25 μm) Gold on contact, Matte Tin on tail (Not available with -03 body height)
			<b>-10</b> = 10.00 mm	



BODY HEIGHT	A	B
-03	(3.00) .118	(8.76) .345
-06	(6.00) .236	(9.02) .355
-10	(10.00) .394	(9.02) .355



Double Row Version -03, -06, -10

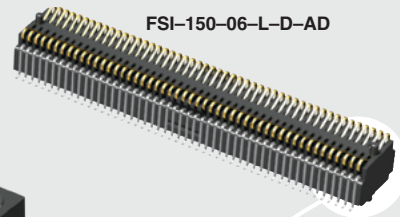

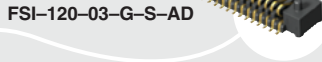
Insert Option (50 pins/row)

Due to technical progress, all designs, specifications and components are subject to change without notice.


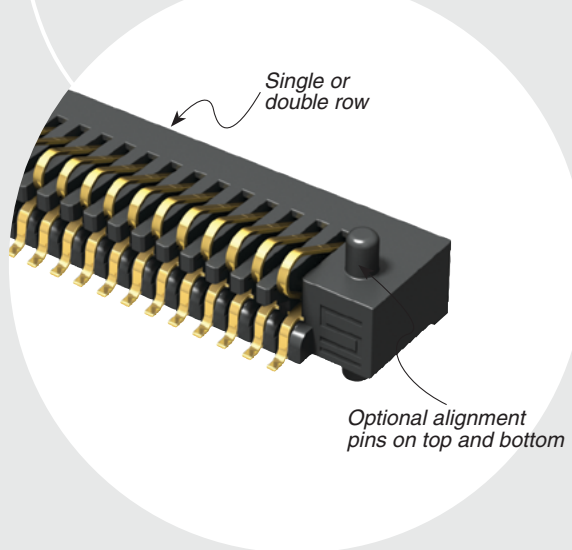
[WWW.SAMTEC.COM](http://WWW.SAMTEC.COM)

All parts within this catalog are built to Samtec's specifications.

Customer specific requirements must be approved by Samtec and identified in a Samtec customer-specific drawing to apply.



**FSI SERIES**



**ROW OPTION**

**-S**  
= Single Row  
(Available with 5, 10 & 20 pins with -AD alignment pin)

**-D**  
= Double Row

**INSERT OPTION**

Leave blank for Short Version  
(No screw down inserts or holes)

**-E**  
= #2-56 x 1/16" screw thread

**-M**  
= 2.00 mm x 0.40 mm screw thread

**ALIGNMENT OPTION**

Leave blank for no Alignment Pin

**-AD**  
= Alignment Pin Top & Bottom

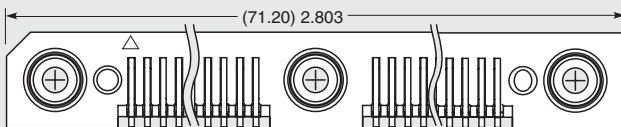
**OTHER OPTION**

**-WT**  
= Weld Tab  
(Available with -S row option & -06 & -10 body height only)

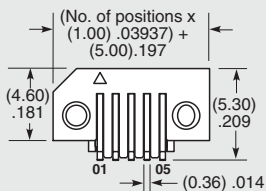
**-K**  
= Polyimide Film Pick & Place Pad  
(50 position with threaded insert option only)

**-P**  
= Plastic Pick & Place Pad  
(5.08 mm) .200" x (12.45 mm) .490"  
(50 not available with -E)  
(Not available with -S row option or -03 body height)

**-TR**  
= Tape & Reel Packaging

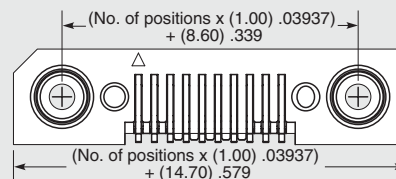
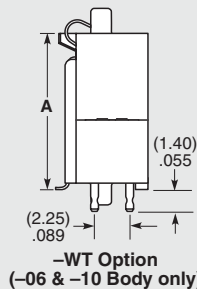
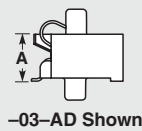
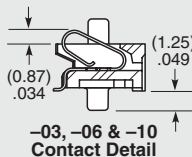


Insert Option (50 pins/row)



Short Version

Single Row Version -03, -06, -10



Insert Option (10, 20 & 30 pins/row)

Due to technical progress, all designs, specifications and components are subject to change without notice.

[WWW.SAMTEC.COM](http://WWW.SAMTEC.COM)

All parts within this catalog are built to Samtec's specifications. Customer specific requirements must be approved by Samtec and identified in a Samtec customer-specific drawing to apply.

# Mouser Electronics

Authorized Distributor

Click to View Pricing, Inventory, Delivery & Lifecycle Information:

## Samtec:

[FSI-120-06-L-D-E-AD](#) [FSI-120-03-G-D-M-AB](#) [FSI-120-03-G-D-AD](#) [FSI-120-03-G-D-M-AB-TR](#) [FSI-150-10-L-D-E-AD](#)  
[FSI-150-10-L-D-AD](#) [FSI-120-03-G-D-M-AD](#) [FSI-120-10-L-D-E-AD](#) [FSI-110-06-L-D-AD](#) [FSI-150-03-G-D-E-AD](#) [FSI-130-03-G-D-E-AD](#) [FSI-120-03-G-D-E-AD-TR](#) [FSI-120-10-L-D-AD](#) [FSI-110-10-L-D-AD](#) [FSI-115-03-G-D-AD](#) [FSI-110-06-L-D-E-AD](#) [FSI-120-03-G-D-E-AD](#) [FSI-150-03-G-D-AD](#) [FSI-110-03-G-D-E-AD](#) [FSI-120-03-G-D-M-AB-K-TR](#) [FSI-120-06-L-D-AD](#) [FSI-120-10-L-D-M-AD](#) [FSI-115-03-G-D-K](#) [FSI-120-03-G-D-M-AB-K](#) [FSI-110-03-G-S-AD-TR](#) [FSI-110-06-L-D-E-AD-TR](#) [FSI-120-03-G-S-AD](#) [FSI-110-06-L-D-M-AD-TR](#) [FSI-120-06-L-S-AD](#) [FSI-115-03-G-D-AD-TR](#) [FSI-150-06-L-D-AD](#) [FSI-120-10-L-D-AD-P-TR](#) [FSI-105-10-L-D-AB](#) [FSI-125-06-L-D-AD-P-TR](#) [FSI-115-03-G-D-AT](#) [FSI-110-06-L-D-AB-P-TR](#) [FSI-140-06-L-S-M-AD](#) [FSI-110-03-G-S-TR](#) [FSI-115-06-L-D-AD-TR](#) [FSI-110-06-L-S-AD](#) [FSI-125-10-L-D-AD](#) [FSI-130-06-L-D-AD](#) [FSI-120-10-L-D-E-AD-P-TR](#) [FSI-130-10-L-D-M-AD-P-TR](#) [FSI-130-03-G-D-AD](#) [FSI-115-03-G-S-AD](#) [FSI-115-03-G-S](#) [FSI-110-03-G-S-AB](#) [FSI-130-03-G-S-M-AD](#) [FSI-135-03-G-S-AD](#) [FSI-140-10-L-S-AD-K-TR](#) [FSI-135-03-G-D-AB-K](#) [FSI-115-10-L-D-AD](#) [FSI-110-10-L-D-M-AD](#) [FSI-140-10-L-D-E-AD](#) [FSI-110-03-G-D-M-AD](#) [FSI-110-03-G-S](#) [FSI-110-03-G-S-AD](#) [FSI-130-03-G-S](#) [FSI-130-03-G-S-AB](#) [FSI-130-03-G-S-AD](#) [FSI-120-10-L-S-E-AD](#) [FSI-120-10-L-S-TR](#) [FSI-125-03-G-S-AD](#) [FSI-125-10-L-D-M-AD](#) [FSI-130-03-G-D-M-K](#) [FSI-130-03-G-D-M-K-TR](#) [FSI-120-10-L-D-M-AB-P-TR](#) [FSI-120-10-L-S](#) [FSI-120-10-L-S-AD](#) [FSI-120-10-L-S-AD-WT](#) [FSI-120-10-L-S-AD-WT-TR](#) [FSI-120-10-L-S-E](#) [FSI-120-06-L-D-AB-TR](#) [FSI-120-06-L-S-AD-WT](#) [FSI-120-06-L-S-E](#) [FSI-120-06-L-S-E-AD](#) [FSI-120-06-L-S-M-AD](#) [FSI-120-06-L-S-M-AD-TR](#) [FSI-120-03-G-S-E-AD](#) [FSI-120-03-G-S-M-AD](#) [FSI-120-03-H-D-AD-K](#) [FSI-120-03-H-S](#) [FSI-120-03-H-S-AD](#) [FSI-120-03-H-S-AD-K-TR](#) [FSI-105-06-S-D-AD](#) [FSI-105-06-S-S-AD](#) [FSI-105-10-L-S-AD](#) [FSI-105-10-L-S-AD-TR](#) [FSI-105-10-L-S-AD-WT](#) [FSI-105-10-L-S-WT](#) [FSI-130-03-G-D-M-AB-K](#) [FSI-150-06-L-D-TR](#) [FSI-105-03-G-S](#) [FSI-105-03-G-S-AD](#) [FSI-105-03-G-S-AD-K](#) [FSI-105-06-L-S-AD-WT](#) [FSI-130-03-G-D-E-AB](#) [FSI-130-03-G-D-E-AD-K-TR](#) [FSI-130-03-G-D-E-AD-TR](#)