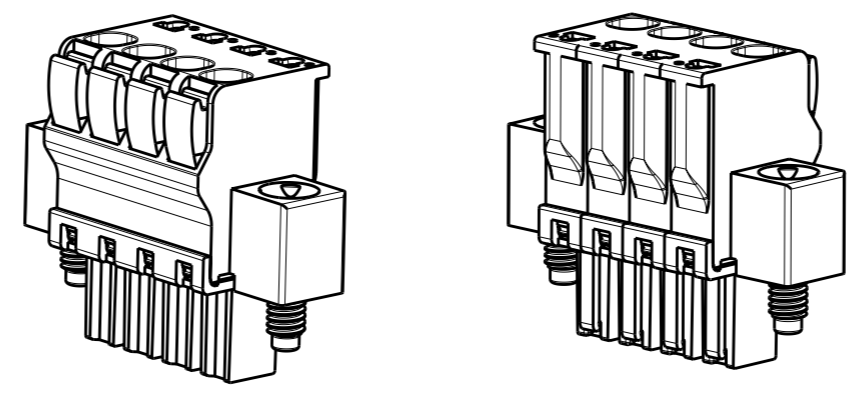
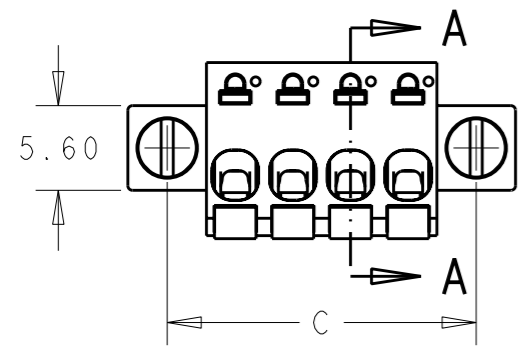
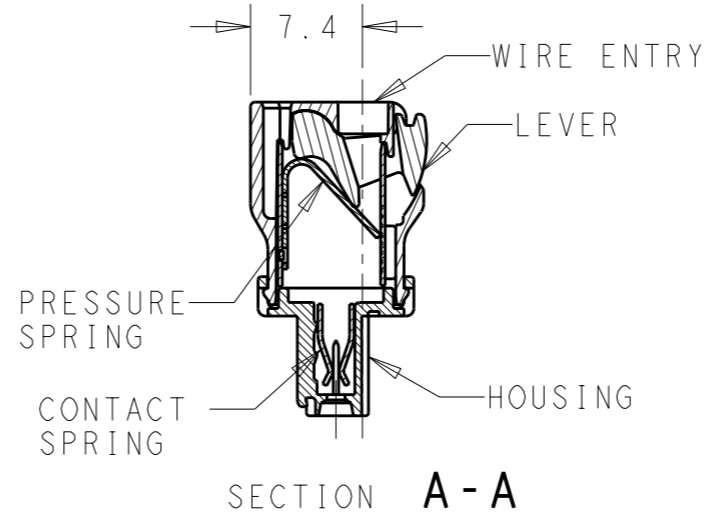
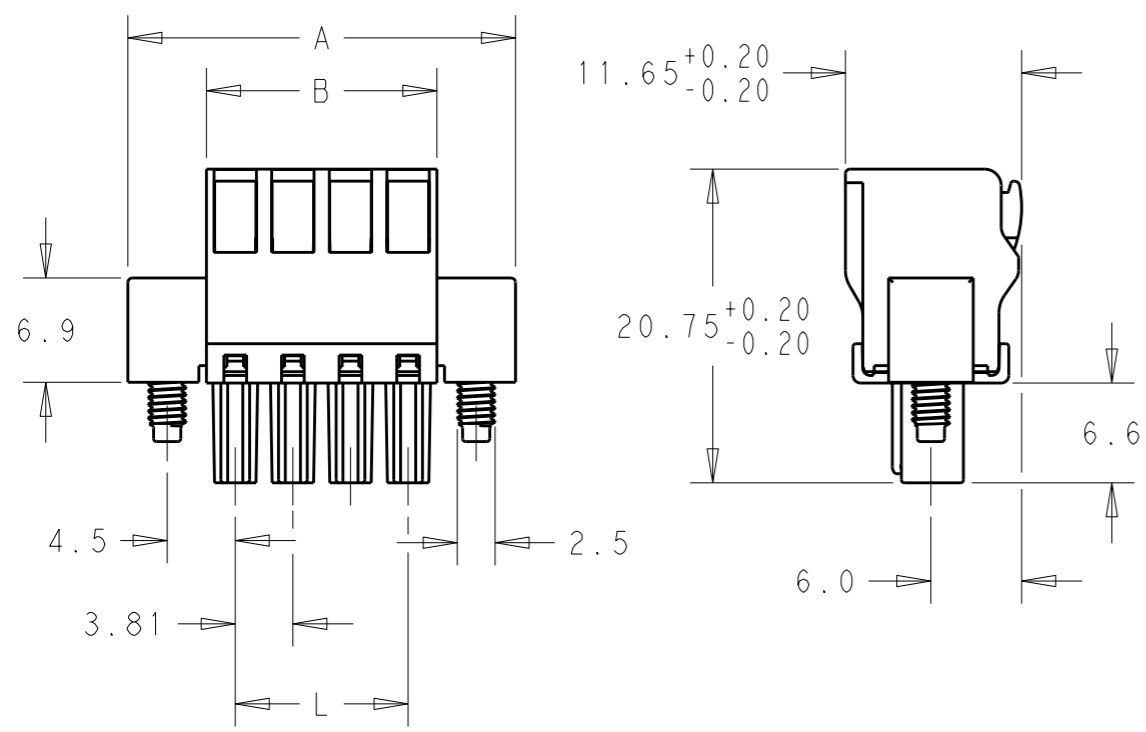


THIS DRAWING IS UNPUBLISHED. RELEASED FOR PUBLICATION 2011
 © COPYRIGHT 2011 ALL RIGHTS RESERVED.

LOC	DIST	REVISIONS				
P	LTR	DESCRIPTION	DATE	DWN	APVD	
AI	-	A	REVISED PER ECO-12-002880	15FEB12	KH MS	



83.82	92.82	98.02	87.64	23	2-1986726-3
80.01	89.01	94.21	83.83	22	2-1986726-2
76.20	85.20	90.40	80.02	21	2-1986726-1
72.39	81.39	86.59	76.21	20	2-1986726-0
68.58	77.58	82.78	72.40	19	1-1986726-9
64.77	73.77	78.97	68.59	18	1-1986726-8
60.96	69.96	75.16	64.78	17	1-1986726-7
57.15	66.15	71.35	60.97	16	1-1986726-6
53.34	62.34	67.54	57.16	15	1-1986726-5
49.53	58.53	63.73	53.35	14	1-1986726-4
45.72	54.72	59.92	49.54	13	1-1986726-3
41.91	50.91	56.11	45.73	12	1-1986726-2
38.10	47.10	52.30	41.92	11	1-1986726-1
34.29	43.29	48.49	38.11	10	1-1986726-0
30.48	39.48	44.68	34.30	9	1986726-9
26.67	35.67	40.87	30.49	8	1986726-8
22.86	31.86	37.06	26.68	7	1986726-7
19.05	28.05	33.25	22.87	6	1986726-6
15.24	24.24	29.44	19.06	5	1986726-5
11.43	20.43	25.63	15.25	4	1986726-4
7.62	16.62	21.82	11.44	3	1986726-3
3.81	12.81	18.01	7.63	2	1986726-2
DIM X	DIM C	DIM A	DIM B	POLE	PART NUMBER

MATERIAL
 HOUSING-POLYAMIDE, COLOR-GREEN
 LEVER-POLYAMIDE, COLOR ORANGE
 CONTACT SPRING-COPPER ALLOY-LEAD FREE TIN PLATED
 CLAMPING SPRING-STEEL

MECHANICAL
 INSERTION FORCE PER POLE- 3 NEWTON MAX
 WITHDRAWAL FORCE PER POLE- 1.5 NEWTON MIN
 STRIPPING LENGTH- 10.5 TO 11.5 MM
 OPERATING TEMPERATURE--40°C TO +110°C

ELECTRICAL
 WIRE SIZE= 30 TO 14 AWG SOLID OR STRANDED
 VOLTAGE RATING- 300 VOLTS
 CURRENT RATING- 11 AMP STRANDED; 9AMP SOLID
 CONTACT RESISTANCE-15 MILLOHM MAX
 INSULATION RESISTANCE-10⁹ OHMS MIN (500V DC)

THIS DRAWING IS A CONTROLLED DOCUMENT.		DWN 16 JAN 2012 KIRAN HOLAL	TE Connectivity													
DIMENSIONS: mm		CHK 16 JAN 2012 MIKE SARVER														
TOLERANCES UNLESS OTHERWISE SPECIFIED:		APVD 16 JAN 2012 MIKE SARVER	NAME STRAIGHT SPRING TYPE PLUG CONNECTOR, LEFT SIDE, LOCKING W/FLANGES 02 - 23 POLES, PITCH 3.81mm													
<table border="1"> <tr><td>0 PLC</td><td>±-</td></tr> <tr><td>1 PLC</td><td>±0.40</td></tr> <tr><td>2 PLC</td><td>±0.20</td></tr> <tr><td>3 PLC</td><td>±-</td></tr> <tr><td>4 PLC</td><td>±-</td></tr> <tr><td>ANGLES</td><td>±1°</td></tr> </table>		0 PLC	±-	1 PLC	±0.40	2 PLC	±0.20	3 PLC	±-	4 PLC	±-	ANGLES	±1°	PRODUCT SPEC	SIZE CAGE CODE DRAWING NO RESTRICTED TO	
0 PLC	±-															
1 PLC	±0.40															
2 PLC	±0.20															
3 PLC	±-															
4 PLC	±-															
ANGLES	±1°															
MATERIAL - FINISH -		APPLICATION SPEC	A300779 C-1986726													
		WEIGHT -	CUSTOMER DRAWING SCALE 2:1 SHEET 1 OF 1 REV A													

Mouser Electronics

Authorized Distributor

Click to View Pricing, Inventory, Delivery & Lifecycle Information:

[TE Connectivity:](#)

[2-1986726-1](#)