

4

3

2

1

THIS DRAWING IS UNPUBLISHED.

RELEASED FOR PUBLICATION

© COPYRIGHT

ALL RIGHTS RESERVED.

LOC DIST

REVISIONS

P	LTR	DESCRIPTION	DATE	DWN	APVD

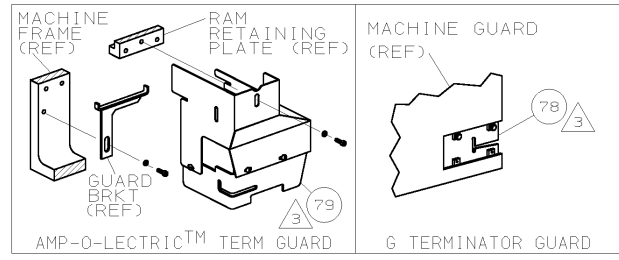
REPLACED BY OCEAN STYLE APPLICATOR PART NUMBER

FOR REPLACEMENT PARTS FOR APPLICATOR REFER TO ADDITIONAL PAGE(S). SPARE PARTS KIT (IF LISTED) WILL REMAIN AVAILABLE.

THE REPLACEMENT OCEAN STYLE APPLICATOR HAS THE SAME TERMINATOR/PRESS INTERFACE AS APPLICATOR

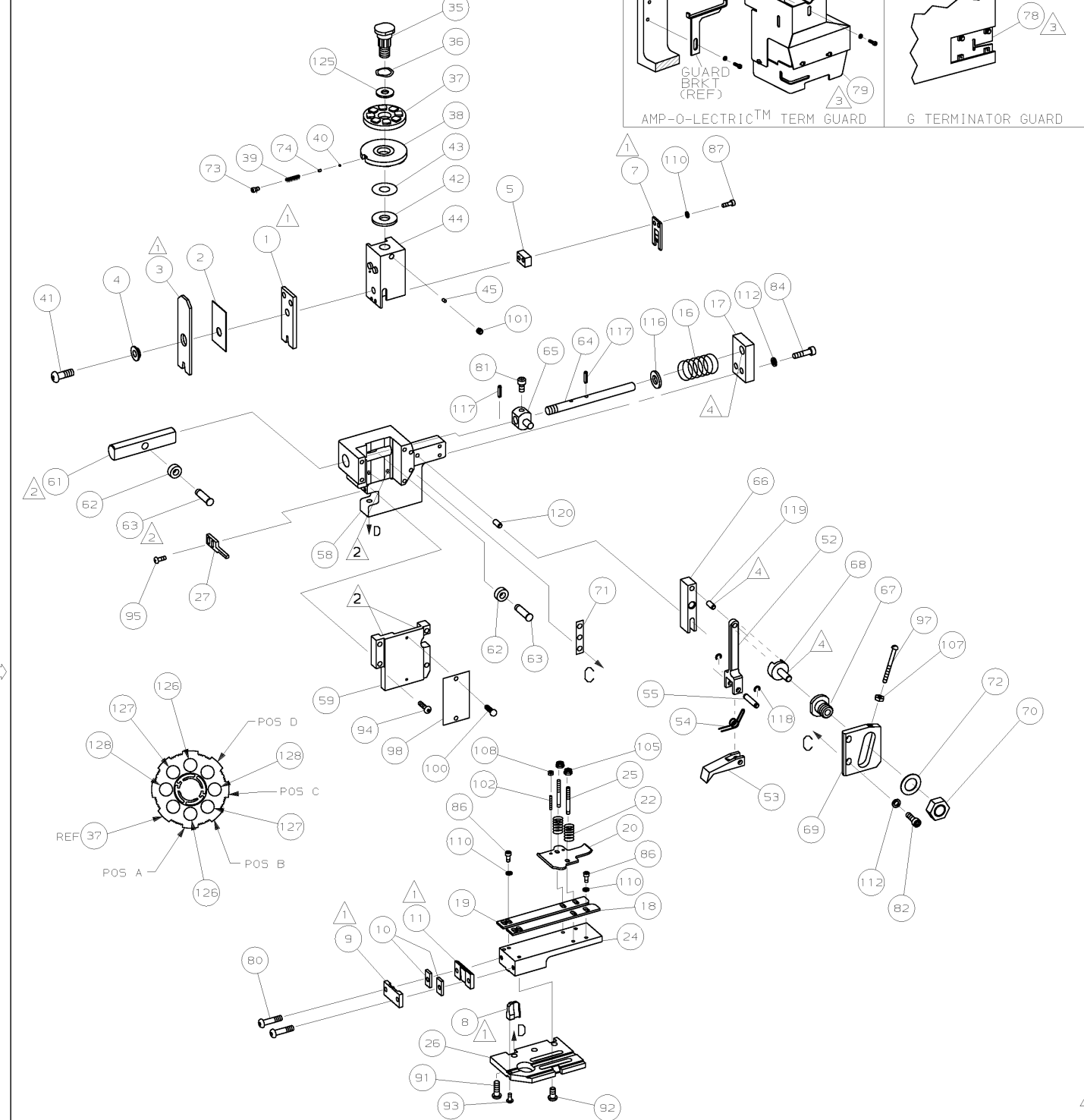
THIS DRAWING IS A CONTROLLED DOCUMENT.		DWN	 TE Connectivity		
DIMENSIONS:		CHK			
TOLERANCES UNLESS OTHERWISE SPECIFIED:		APVD	NAME		
 <ul style="list-style-type: none"> 0 PLC ± 1 PLC ± 2 PLC ± 3 PLC ± 4 PLC ± ANGLES ± 		PRODUCT SPEC	RESTRICTED TO		
		APPLICATION SPEC	SIZE	CAGE CODE	DRAWING NO
MATERIAL	FINISH	WEIGHT	A3	C-	
		SCALE	SHEET	OF	REV

PART NUMBER	REV	FIRST USED
680491 -1	0	122500-1
680491 -2	0	565435-5



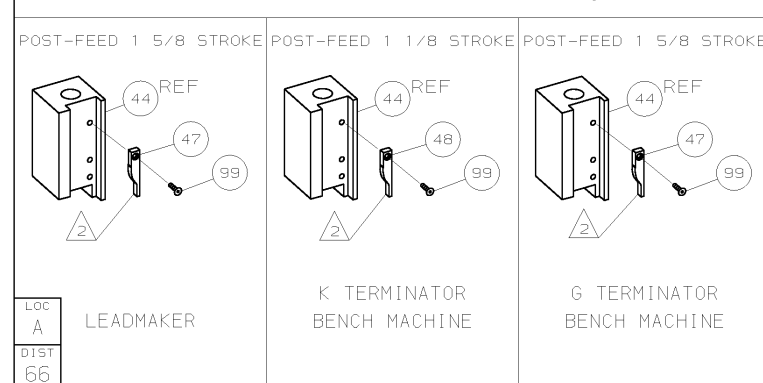
TERMINAL NAME: RING		CRIMPING DATA	
WIRE STRIP LENGTH	TERM APPL SPEC	FEED	APPL INSTRUCTION
.109-.141	114-2084	.657	408-8039
			458638-1
			L1437

QTY	RECD	PER ASSY	U/M	DWG SIZE	PART NO	DESCRIPTION	ITEM NO
1	1	-	A	22594-8	NUT, HEX	70	
1	1	-	B	240628-1	PLATE, ADJ	69	
1	1	-	B	240626-1	SHAFT, PIVOT	68	
1	1	-	B	240633-1	BUSHING	67	
1	1	-	A	455680-1	LEVER, INTERMEDIATE	66	
1	1	-	B	240629-1	BLOCK, PIVOT	65	
1	1	-	A	240632-2	SCR, ADJ	64	
1	1	-	B	240659-3	PIN, CAM ROLLER	63	
1	1	-	B	240658-1	CAM, ROLLER	62	
1	1	-	B	454398-1	ROD, FEED	61	



QTY	RECD	PER ASSY	U/M	DWG SIZE	PART NO	DESCRIPTION	ITEM NO
2	2	-	C	9-354778-5	PIN, WIRE DISC (.2970)C	129	
2	2	-	C	8-354778-5	PIN, WIRE DISC (.2920)B	128	
2	2	-	C	6-354778-7	PIN, WIRE DISC (.2830)A	126	
1	1	-	A	986950-1	WASHER, FLAT PRECISION	125	
1	1	-	A	217238-1	GENERAL INSTRUCTION PACKAGE	124	
1	1	-	-	4088039	EF APPL INST 408-8039	123	
						122	
						121	
REF	REF	-	A	1-21030-7	PIN, DOWEL (Ø.187x1.50)H5G	120	
REF	REF	-	A	1-21030-1	PIN, DOWEL (Ø.187x.50)LEVER	119	
REF	REF	-	A	21045-3	RING, RET "C" (Ø.187)FD PIN	118	
REF	REF	-	A	5-21028-1	PIN, STD SPRING (Ø.12)FD ADJ ROD	117	
REF	REF	-	A	21899-4	WASHER, FLAT (Ø5/16) SCR ADJ	116	
						115	
						114	
						113	
REF	REF	-	A	21024-5	WASHER, LOCK (NO.10)FD ROD GDE	112	
						111	
6	6	-	A	21024-4	WASHER, LOCK (NO.8) SHEAR BL	110	
						109	
2	2	-	A	21018-4	NUT, HEX (4-40) DRAG	108	
REF	REF	-	A	21018-5	NUT, HEX (6-32)FD ADJ PL	107	
						106	
2	2	-	A	21022-2	NUT, HEX SL (8-32) DRAG STUD	105	
						104	
						103	
2	2	-	A	2-21006-6	SCR, SKT SET (4-40x.62) DRAG	102	
1	1	-	A	21009-2	SCR, SKT SET (1/4-20x.25) RAM	101	
2	2	-	A	21017-2	SCR, DRIVE (#2x.19) ID PLATE	100	
1	1	-	A	1-21002-7	SCR, BHC (6-32x.38) CAM	99	
1	1	-	B	461264-1	PLATE, IDENTIFICATION	98	
REF	REF	-	A	6-23715-5	SCR, PAN HD (6-32x1.50) FEED ADJ	97	
						96	
2	2	-	A	2-21002-2	SCR, BHC (8-32x.50) STRIPPER	95	
REF	REF	-	A	2-21002-9	SCR, BHC (10-32x.75) H5G CAP	94	
1	1	-	A	22733-8	SCR, BHC (8-32x.38) LW ANVIL	93	
4	4	-	A	3-21002-3	SCR, BHC (1/4-20x.50) ST 6D PL	92	
REF	REF	-	A	2-22733-8	SCR, BHC (1/4-20x.62) BASE PL	91	
						90	
						89	
						88	
2	2	-	A	2-21000-6	SCR, SHC (8-32x.38) SLUG BLADE	87	
4	4	-	A	7-21000-4	SCR, SHC (8-32x-.31) STRIP GUIDE	86	
						85	
REF	REF	-	A	3-21000-7	SCR, SHC (10-32x.75) FEED ROD GDE	84	
						83	
REF	REF	-	A	3-21000-6	SCR, SHC (10-32x.62) FEED ADJ PL	82	
REF	REF	-	A	3-21000-4	SCR, SHC (10-32x.38) PIVOT BLOCK	81	
2	2	-	A	3-21002-0	SCR, BHC (10-32x.88) SHEAR PL	80	
REF	-	-	A	455745-1	GUARD, WINDOW	79	
-	REF	-	A	679532-1	INSERT, GUARD	78	
						77	
						76	
						75	
1	1	-	A	690603-1	SPRING, ASSIST	74	
1	1	-	A	23030-1	SCR, SKT CAP (6-32x.25) CP D5C	73	
REF	REF	-	A	458109-1	WASHER, FLAT (SPECIAL)	72	
REF	REF	-	A	690517-1	SPACER	71	

QTY	RECD	PER ASSY	U/M	DWG SIZE	PART NO	DESCRIPTION	ITEM NO
1	1	-	B	691901-3	PLATE, REAR SHEAR	11	
2	2	-	C	1-240645-6	SPACER, SHEAR PLATE	10	
1	1	-	B	240642-1	PLATE, FRONT SHEAR	9	
1	1	-	D	1-356038-6	ANVIL	8	
1	1	-	B	691157-5	BLADE, SLUG	7	
						6	
1	1	-	C	3-240641-0	SPACER, SLUG BLADE	5	
1	1	-	B	238009-2	SPACER, BLOCK CRIMPER	4	
1	1	-	C	9-683453-3	CRIMPER, INSULATION	3	
1	1	-	B	455888-4	SPACER, CRIMPER	2	
1	1	-	C	456409-2	CRIMPER, WIRE	1	



- 1 RECOMMENDED SPARE PARTS.
- 2 GREASE LIGHTLY.
- 3 GUARD MUST BE IN PLACE WHEN OPERATING APPLICATOR IN A BENCH MACHINE.
- 4 LUBRICATE DAILY USING NO. 20 MACHINE OIL.
- 5. ITEMS WITH QTY OF REF SPECIFIED (EXCEPT ITEMS 78 AND 79) ARE USED ON ITEM 32.
- 6 ITEM 78 USED WITH G TERMINATOR ONLY.

QTY	RECD	PER ASSY	U/M	DWG SIZE	PART NO	DESCRIPTION	ITEM NO
-2	-1	U/M					

QTY	RECD	PER ASSY	U/M	DWG SIZE	PART NO	DESCRIPTION	ITEM NO
-2	-1	U/M					

THIS DRAWING IS A CONTROLLED DOCUMENT FOR AMP INCORPORATED. IT IS THE PROPERTY OF AMP INCORPORATED AND IS LOANED TO YOU ON THE CONDITION THAT YOU WILL NOT REPRODUCE OR DISSEMINATE IT IN ANY MANNER WITHOUT THE WRITTEN AUTHORIZATION FROM AMP INCORPORATED, HARRISBURG, PA.

Mouser Electronics

Authorized Distributor

Click to View Pricing, Inventory, Delivery & Lifecycle Information:

[TE Connectivity:](#)

[680491-2](#)