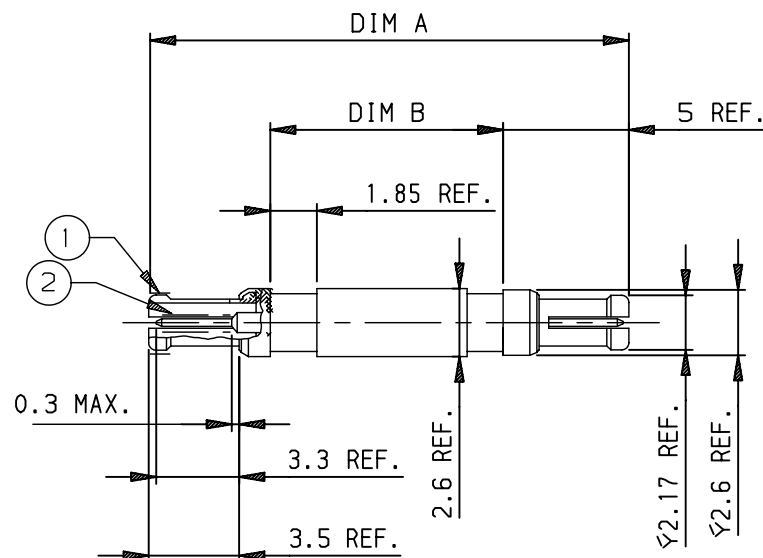


LEAD-FREE P/N	PCB SIZE	DIM A	DIM B
88971-001LF	3.2	19.00	9.00
88971-002LF	2.4	18.20	8.20
88971-003LF	1.6	17.40	7.40
88971-004LF	4.0	19.80	9.80
88971-005LF	4.8	20.60	10.60
88971-006LF	5.6	21.40	11.40
88971-007LF	2.0	17.80	7.80

NOTES :

- 1 - UNDERPLATING Ni
- 2 - DIMENSIONS ACCORDING TO DIN 41626
- 3 - GENERAL TOLERANCE ± 0.10
- 4 - FIXING CLIP PLATED WITH GOLD FLASH FOR IDENTIFICATION PURPOSES


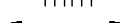



NOTE: DIMENSIONS ARE FOR REFERENCE ONLY
PACKAGING SPEC: SEE GS-14-920

European Views

1.27 μ m Au min.
Positions 1 & 2
Plating on contact area

rev	ecn no	dr	date
F	LS06-0022	LGO	2006/03/06
G	LS07-0214	LGO	2007/08/21
H	LS07-0249	LGO	2007/10/08
-	-	-	-
-	-	-	-
-	-	-	-

www.fciconnect.com			surface ISO 1302 <input checked="" type="checkbox"/>		tolerance std ISO 406 ISO 1101		projection 		 mm	
TOLERANCES UNLESS OTHERWISE SPECIFIED										
Dr	GOISNARD	2006/03/06	ANGULAR LINEAR	0.X ± 0.1		size A3	Scale 5			
Eng	GOISNARD	2006/03/06		0.XX ± 0.1						
Chr	LEGARE	2006/03/06		0.XXX ± 0.1						
Appr	LEGARE	2006/03/06	Product family METRAL				ECN LS07-0249			
							Spec ref -			
			title COUPLER HDR 500hms MINI COAX				dwg no 88971		Rev. H	
			catalog no		-		CUSTOMER		sheet 1 of 1	

REV F - 2006-04-17

Mouser Electronics

Authorized Distributor

Click to View Pricing, Inventory, Delivery & Lifecycle Information:

[FCI / Amphenol:](#)

[88971-002LF](#) [88971-001LF](#)