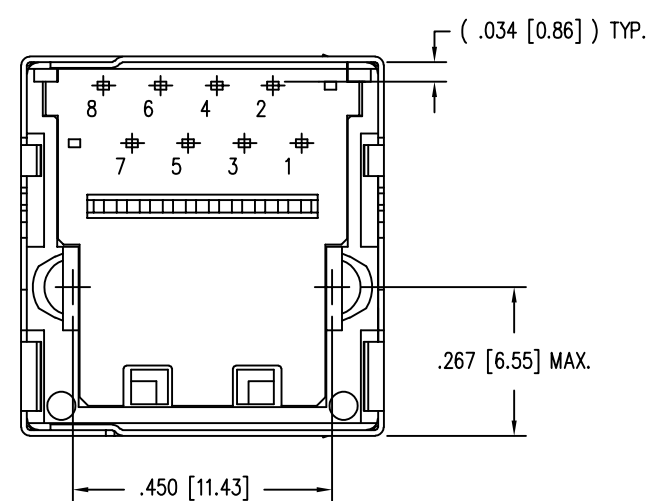
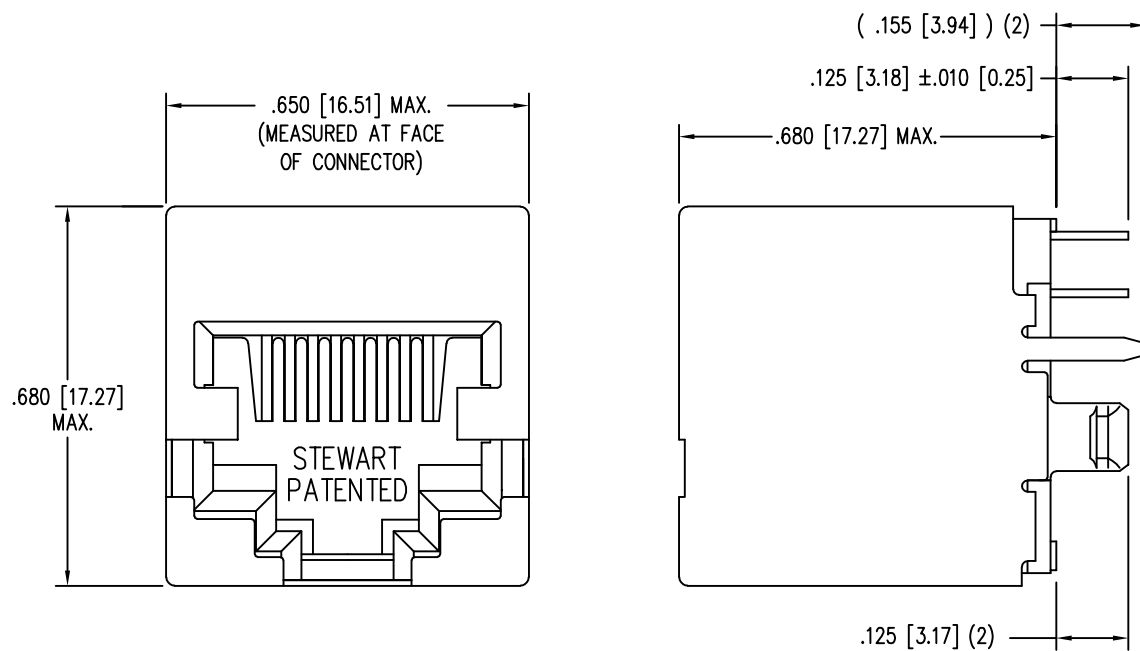
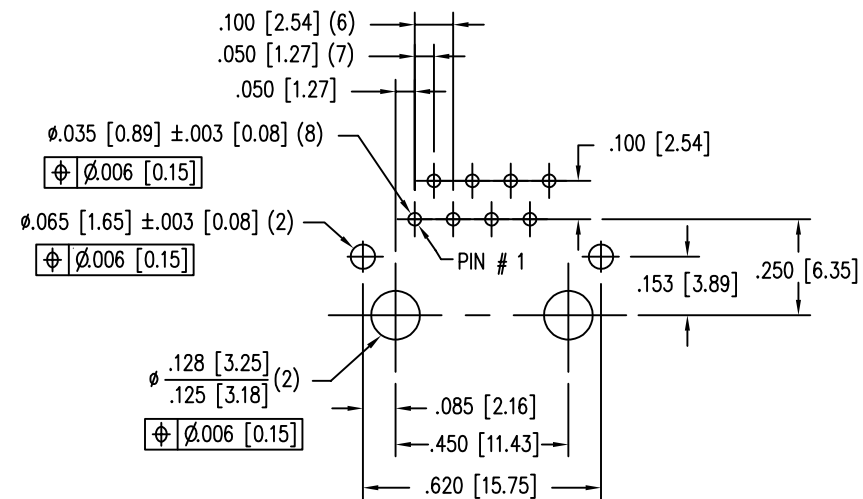
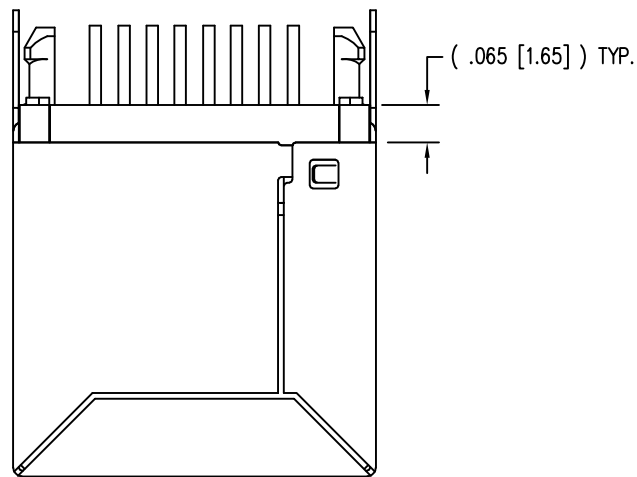


| DATE | REV | ECN | APP'D. BY |
|----------|-----|-------|-----------|
| 03-02-17 | C3 | 10911 | TRM |
| 8-25-17 | C4 | 11072 | TRM |
| | | | |
| | | | |

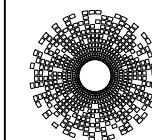
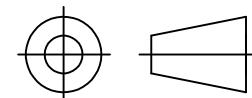


NOTES:

- CONNECTOR MATERIALS:
HOUSING: THERMOPLASTIC UL94 V-0
CONTACTS/SHIELD: COPPER ALLOY
SHIELD PLATING: NICKEL OR TIN
CONTACT PLATING: SELECTIVE GOLD IN CONTACT AREA
SEE CHART FOR PART NUMBER
- FOR PRODUCT SPECIFICATION SEE PR026-01
- DIMENSIONS AND TOLERANCES COMPLY WITH TIA-1096 STANDARD.

| | |
|-----------------------------------|-----------------|
| | |
| 30 MICRO-INCHES [0.76um] | SS-650810S-A-NF |
| CONTACT PLATING IN MATING AREA | PART NUMBER |

THIRD ANGLE PROJECTION



stewart
CONNECTOR
a bel group

1118 Susquehanna Trail South
Glen Rock, PA 17327-9199
(717) 235-7512
<http://www.stewartconnector.com>

DO NOT SCALE DRAWING
DRAWING IS SUBJECT TO
CHANGE WITHOUT NOTICE

TITLE: EIGHT POSITION, EIGHT CONTACT, VERTICAL MOUNT SHIELDED
JACK, NON-FLANGED

DIMENSIONS: INCHES [METRIC]
UNLESS OTHERWISE SPECIFIED
TOLERANCES ARE ±.005 [0.13]
ANGLES ARE ± 1°

THIS DRAWING AND THE SUBJECT MATTER SHOWN THEREON
ARE CONFIDENTIAL AND THE PROPRIETARY PROPERTY OF
STEWART CONNECTOR AND SHALL NOT BE REPRODUCED,
COPIED, OR USED IN ANY MANNER WITHOUT PRIOR WRITTEN
CONSENT OF STEWART CONNECTOR. ONE OR MORE U.S. PATENTS
MAY APPLY TO THIS PRODUCT. FOR DETAILS, PLEASE
VISIT: [HTTP://BELFUSE.COM/STEWART/STEWART_PATENTS/](http://BELFUSE.COM/STEWART/STEWART_PATENTS/)

| | | | |
|----------|----------|------|--------|
| DRN BY: | DAB | DATE | 4-9-03 |
| APPD BY: | RGC | DATE | 5-2-03 |
| DWG NO. | CT650053 | REV. | C4 |

SHEET NO. 1 OF 1

