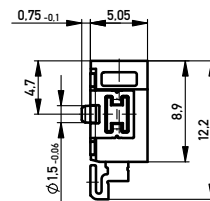
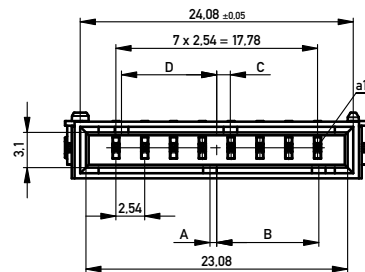
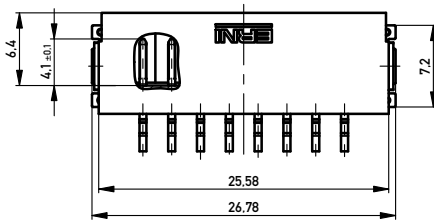
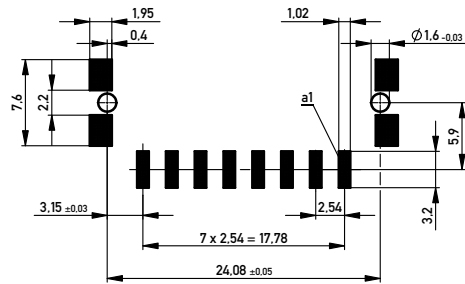


Leiterplatten-Layout Vorschlag für SMT  
PCB-Layout Proposal for SMT



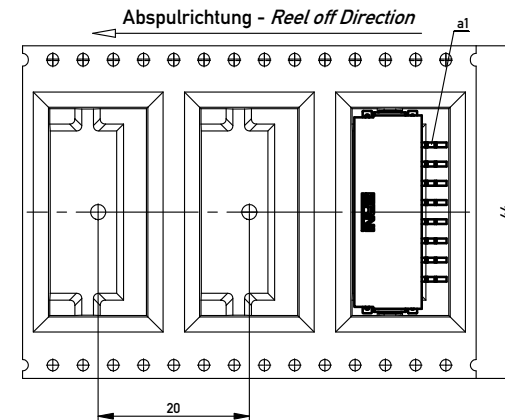
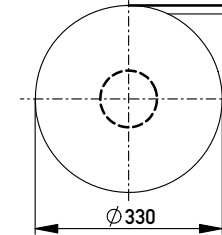
Anforderungsstufe 1  
Performance Level 1

Kontaktbereich vergoldet  
Mating Area gold plating

Anschlussbereich verzinkt 4-6 µm  
Terminal Area 4-6 µm tin plating

Koplanarität der Anschlüsse ≤ 0,1 mm  
Coplanarity Area of Termination ≤ 0,1 mm

Verpackt in Gurtverpackung  
Tape on Reel Packaging  
Verpackungseinheit: 440 Stück  
Packaging unit: 440 pcs



454197		weiß white	0,6	9	1,2	8,4	Codierung wie Variante schwarz Encoding such variant black
284124		rot red	4,2	5,4	4,8	4,8	
284123		grün green	3	6,6	3,6	6	
284122		blau blue	1,8	7,8	2,4	7,2	
284121		schwarz black	0,6	9	1,2	8,4	
Ident-Nr. part-no.	Codierung coding	Farbe color	A	B	C	D	Bemerkung note

Information:	Tolerances		Scale	3:1
All rights reserved. Only for Information. To ensure that this is the latest version of this drawing, please contact one of the ERNI companies before using.		Subject to modification without prior notice. Drawing will not be updated.		Designation
		www.ERNI.com		M 2.54 SRC-A, 8-polig
e	M 04.2013	224922		I
Index	Date	Class		A2
		SRCA		

# Mouser Electronics

Authorized Distributor

Click to View Pricing, Inventory, Delivery & Lifecycle Information:

[ERNI Electronics:](#)

[284121](#) [284122](#) [284123](#) [284124](#)