

**Miniature PCB Relay RE**

- 1 pole 6 A, 1 form A (NO) contact
- Sensitive coil 200 mW
- 4 kV coil-contact
- Optimized height 10.6mm
- PCB area 200mm<sup>2</sup>
- Wash tight
- Product in accordance to IEC 60335-1 (domestic appliances)



Typical applications  
PLC's, timers, temperature control, I/O cards, white goods.



**Approvals**

VDE Cert. No. 40010578, UL E214025  
Technical data of approved types on request.

**Contact Data**

Contact arrangement	1 form A (NO)
Rated voltage	250VAC
Max. switching voltage	400VAC
Rated current	6A
Limiting making current, max 4s, duty factor 10%	15A
Breaking capacity max.	1500VA
Contact material	AgNi 0.15, AgNi 90/10
Frequency of operation, with/without load	360/72000 ops./h
Operate/release time max.	10/5ms
Bounce time max.	4ms

**Contact ratings**

Type	Contact	Load	Cycles
<b>IEC 61810</b>			
RE034	A (NO)	6A, 250VAC, cosφ=1, 70°C	100x10 <sup>3</sup>
<b>UL 508</b>			
RE034	A (NO)	6A, 250VAC, general purpose, 70°C	100x10 <sup>3</sup>
RE034	A (NO)	B300 pilot duty 40°C	6x10 <sup>3</sup>
Mechanical endurance	>30x10 <sup>6</sup> ops.		

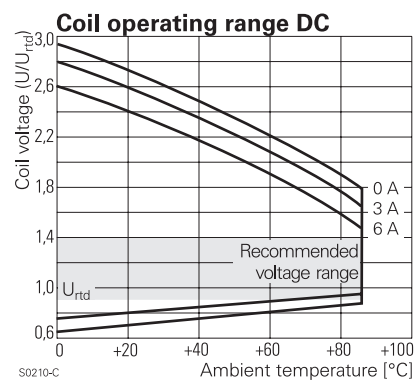
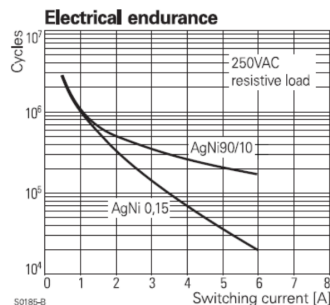
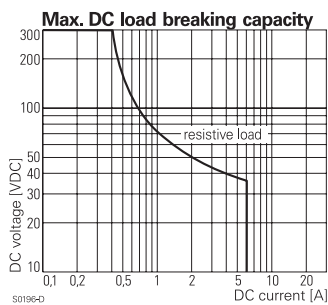
**Coil Data**

Coil voltage range	5 to 48 VDC
Operative range, IEC 61810	2
Coil insulation system according UL1446	F

**Coil versions, DC coil**

Coil code	Rated voltage VDC	Operate voltage VDC	Release voltage VDC	Coil resistance Ω±10% <sup>1)</sup>	Rated coil power mW
5	5	3.5	0.5	125	200
6	6	4.2	0.6	180	200
9	9	6.3	0.9	405	200
12	12	8.4	1.2	720	200
18	18	12.6	1.8	1620	200
24	24	16.8	2.4	2880 <sup>1)</sup>	200
48	48	33.6	4.8	11520 <sup>1)</sup>	200

<sup>1)</sup> Coil resistance ±15%.  
All figures are given for coil without pre-energization, at ambient temperature +23°C.  
Other coil voltages on request.



**Insulation Data**

Initial dielectric strength	
between open contacts	1000V <sub>rms</sub>
between contact and coil	4000V <sub>rms</sub>
Initial insulation resistance	
open contact circuit	>10x10 <sup>9</sup> Ω
coil-contact circuit	>10x10 <sup>9</sup> Ω
Clearance/creepage	
between contact and coil	≥4/4mm
Material group of insulation parts	IIIa
Tracking index of relay base	PTI250V

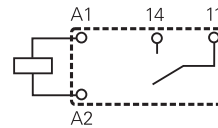
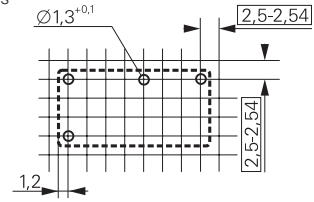
**Miniature PCB Relay RE** (Continued)

**Other Data**

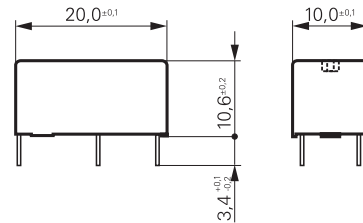
Material compliance: EU RoHS/ELV, China RoHS, REACH, Halogen content refer to the Product Compliance Support Center at <a href="http://www.te.com/customer-support/rohssupportcenter">www.te.com/customer-support/rohssupportcenter</a>	
Resistance to heat and fire	according EN 60335, par.30
Ambient temperature	-40 to +70°C -40 to +85°C at 4A
Category of environmental protection	IEC 61810
Vibration resistance (functional)	RTIII - wash tight 10g
Terminal type	PCB-THT
Resistance to soldering heat THT	IEC 60068-2-20 260°C/5s
Packaging/unit	tube/25 pcs., box/500 pcs.

**PCB layout / terminal assignment**

Bottom view on solder pins



**Dimensions**



**Product code structure**

Typical product code **RE 0 3 2 012**

**Type**

**RE** Miniature PCB Relay RE

**Version**

**0** Wash tight

**Contact Configuration**

**3** form A (NO) contact

**Contact material**

**1** AgNi 0.15      **2** AgNi 0.15 gold plated      **5** AgNi 90/10 gold plated  
**4** AgNi 90/10

**Coil**

Coil code: please refer to coil versions table

Product code	Version	Contacts	Contact material	Coil	Part Number
RE031005	wash tight	NO contacts	AgNi 0.15	5VDC	2-1415402-1
RE031006				6VDC	1-1393217-3
RE031012				12VDC	1-1393217-5
RE031024				24VDC	1-1393217-8
RE032005			AgNi 0.15	5VDC	1-1393217-9
RE032006			gold plated	6VDC	2-1393217-0
RE032012				12VDC	2-1393217-2
RE032024				24VDC	2-1393217-4
RE032048				48VDC	2-1393217-5
RE034005			AgNi 90/10	5VDC	2-1416010-3
RE034006				6VDC	2-1416010-4
RE034012				12VDC	2-1416010-6
RE034024				24VDC	2-1416010-7
RE034048				48VDC	2-1416010-8
RE035012			AgNi 90/10 gold plated	12VDC	1956226-1
RE035024				24VDC	1956226-2

# Mouser Electronics

Authorized Distributor

Click to View Pricing, Inventory, Delivery & Lifecycle Information:

[TE Connectivity:](#)

[1-1393217-9](#) [RE032005](#)