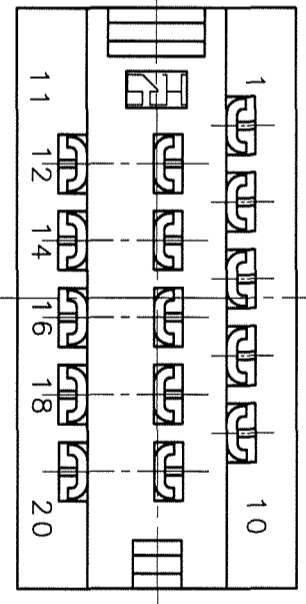
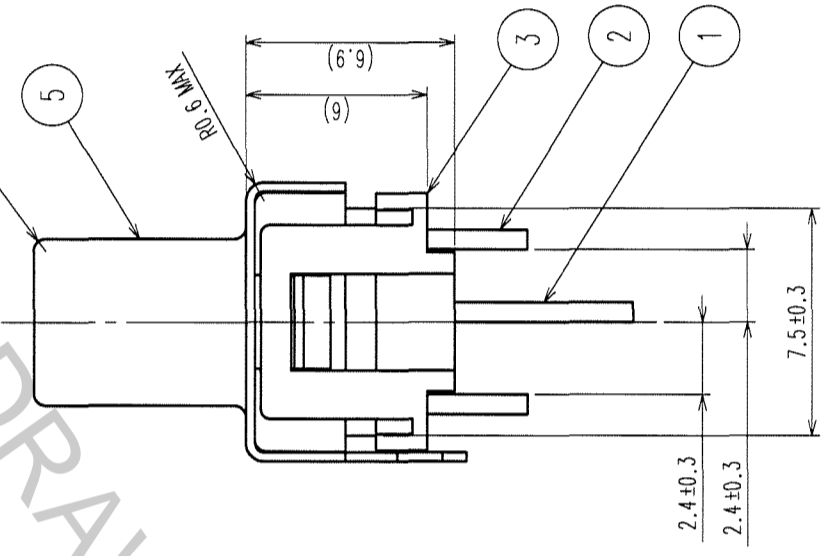
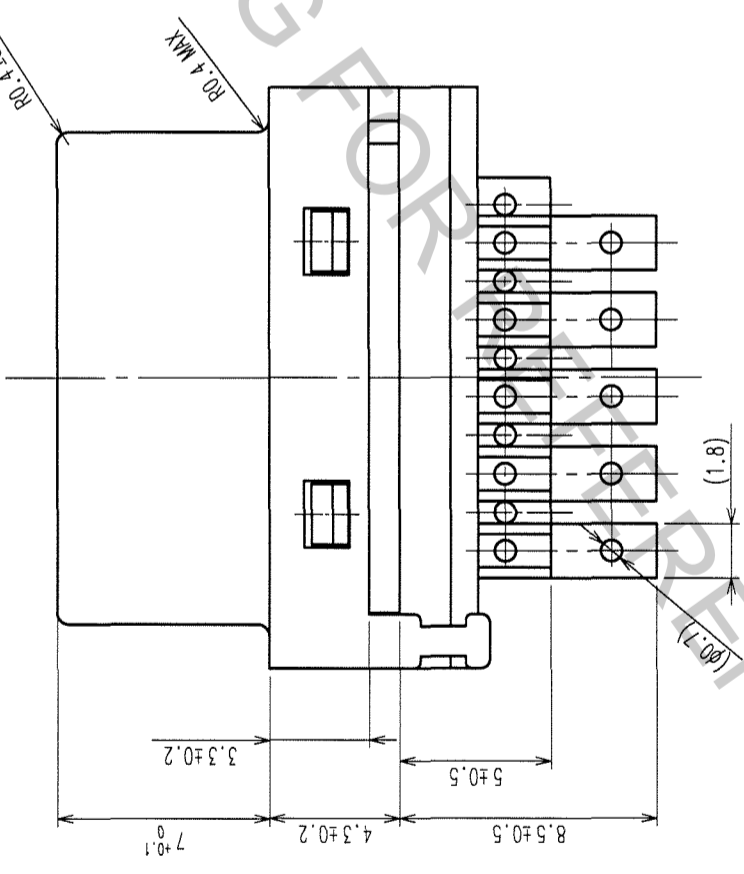
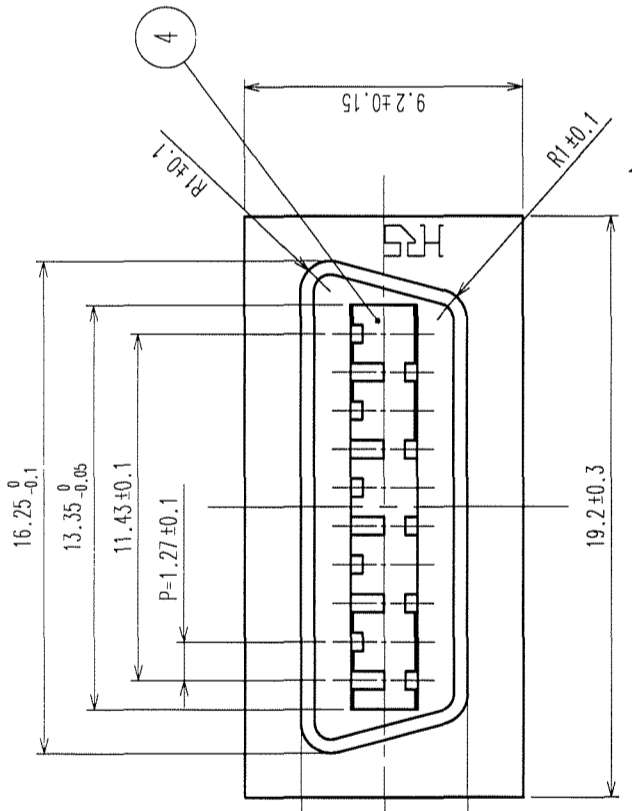


Mar.1.2019 Copyright 2019 HIROSE ELECTRIC CO., LTD. All Rights Reserved.
 In case that the application demands a high level of reliability, such as automotive, please contact a company representative for further information.

NO.	DESCRIPTION OF REVISIONS	BY	CHKD	DATE	COUNT	DESCRIPTION OF REVISIONS	BY	CHKD	DATE
1					1				
2					1				
3					1				



NOTE 1. The dimension in parenthesis is for reference.
 2. PLATING
 CONTACT AREA: GOLD 0.3μm min
 LEAD AREA : TIN 1μm min

NO.	MATERIAL	FINISH, REMARKS	NO.	MATERIAL	FINISH, REMARKS
2	PHOSPHOR BRONZE	2	5	STEEL	TIN PLATING 1μm min
1	PHOSPHOR BRONZE	2	4	PPS	(BROWN) UL94V-0
			3	PPS	(BROWN) UL94V-0

CODE NO. (OLD)	DRAWN	DESIGNED	CHECKED	APPROVED	RELEASED
	Y. Enami	Y. Enami	H. Murata	H. Murata	
	05-09-06	05-09-06	05-09-06	05-09-06	

DRAWING NO.	EDC3-120646-01	PART NO.	F140B-2015S(50)
SCALE	4 : 1	CODE NO.	CL230-0524-0-50
UNITS	mm		

TO	
Q1	

HRS DRAWING FOR ENGINEERING