THIS DRAWING IS UNPUBLISHED. RELEASED FOR PUBLICATION – , – .
© COPYRIGHT – By – ALL RIGHTS RESERVED.

| LOC | DIST |
|---|---|
| H | — |

REVISIONS

| P | LTR | DESCRIPTION | DATE | DWN | APVD |
|---|---|---|---|---|---|
| | A | INITIAL RELEASE | 12NOV2013 | GSK | BvH |
| | A1 | ECR–14–011671 | 14AUG2014 | GSK | BvH |

NOTES:
Tolerances cable lengths:

| | |
|---|---|
| 0m to 0.5m | +30mm |
| 0.5m to 1.0m | +50mm |
| 1.0m to 3.0m | +100mm |
| < 3.0m | +1.5% |




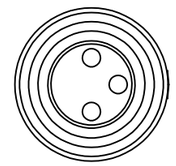

VIEW 'A'

| TECHNICAL DATA | |
|---|---|
| Operating voltage | max. 60 V AC/DC |
| Operating current per contact | max. 4 A |
| Locking of ports | Screw thread M8 x 1 mm (recommended torque 0.4 Nm) self–securing |
| Protection | IP65 and IP67 when plugged and screwed down (EN 60529) |

| PUR CABLE | |
|---|---|
| No./diameter of wires | 3 x 0.25 mm² |
| Wire isolation | PP (br, bl, bk) |
| C–track properties | 5 million |
| Jacket | PUR (UL/CSA) |
| Outer diameter | approx. 4.1 mm |
| Bend radius (moving) | 10 x outer diameter |
| Temperature range (fixed) | –40...+80 °C |
| Temperature range (mobile) | –25...+80 °C |

| PVC CABLE | |
|---|---|
| No./diameter of wires | 3 x 0.25 mm² |
| Wire isolation | PVC (br, bl, bk) |
| C–track properties | |
| Jacket | PVC (UL/CSA) |
| Outer diameter | approx. 4.5 mm |
| Bend radius (moving) | 10 x outer diameter |
| Temperature range (fixed) | –30...+80 °C |
| Temperature range (mobile) | –5...+80 °C |

Contact Layout
Female

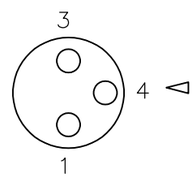


Schematic diagram

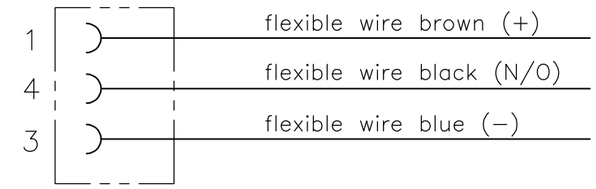


| | LENGTH | MATERIAL | JACKET COLOR | TE PN | DESCRIPTION | ITEM |
|---|---|---|---|---|---|---|
| 3 pos | 10mtr | PVC | Black | 1–2273001–4 | 3x22AWG PVC 10.0m | 8 |
| | 5mtr | | | 1–2273001–3 | 3x22AWG PVC 5.0m | 7 |
| | 3mtr | | | 1–2273001–2 | 3x22AWG PVC 3.0m | 6 |
| | 1.5mtr | | | 1–2273001–1 | 3x22AWG PVC 1.5m | 5 |
| 3 pos | 10mtr | PUR | Black | 2273001–4 | 3x22AWG PUR 10.0m | 4 |
| | 5mtr | | | 2273001–3 | 3x22AWG PUR 5.0m | 3 |
| | 3mtr | | | 2273001–2 | 3x22AWG PUR 3.0m | 2 |
| | 1.5mtr | | | 2273001–1 | 3x22AWG PUR 1.5m | 1 |

THIS DRAWING IS A CONTROLLED DOCUMENT.

DIMENSIONS: mm

TOLERANCES UNLESS OTHERWISE SPECIFIED:
0 PLC ± –
1 PLC ± –
2 PLC ± –
3 PLC ± –
4 PLC ± –
ANGLES ± –

MATERIAL –
FINISH –

DWN SATHISH KUMAR .G 12NOV2013
CHK B.VELDHOVEN 12NOV2013
APVD A.VAN ZANDVOORT 12NOV2013
PRODUCT SPEC 108–19483
APPLICATION SPEC 114–32127
WEIGHT –

TE Connectivity

NAME M8 X 1.0 STRAIGHT SOCKET PIGTAIL
–

| SIZE | CAGE CODE | DRAWING NO | RESTRICTED TO |
|---|---|---|---|
| A3 | 00779 | C–2273001 | — |

CUSTOMER DRAWING | SCALE NTS | SHEET 1 OF 1 | REV A1

# Mouser Electronics

Authorized Distributor

Click to View Pricing, Inventory, Delivery & Lifecycle Information:

TE Connectivity:

2273001-2