REVISION AA

DO NOT SCALE FROM THIS PRINT

TABLE 2	
LEAD STYLE	"A"
-01	.085 [2.16]
-03	.116 [2.95]

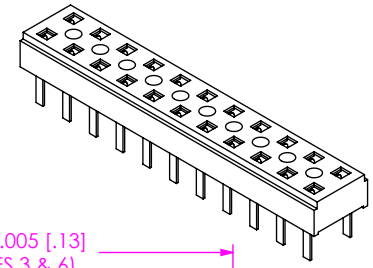

CLT-1XX-XX-XX-D

No OF POSITIONS
-02 THRU -50
(PER ROW)

LEAD STYLE
-01: THROUGH HOLE
(USE C-114-02-XX)
(SEE NOTE 7)
-03: THROUGH HOLE
(USED C-114-03-XX)

BODY SPECIFICATION
-D: DOUBLE ROW

PLATING SPECIFICATION
(VALUES GIVEN ARE IN MICRO-INCHES)
-G: GOLD, 10 Au / 50 Ni MIN ON CONTACT, 3 Au / 50 Ni MIN ON TAIL.
-S: SELECTIVE, 30 Au / 50 Ni MIN ON CONTACT, MATTE TIN TAIL.
-F: FLASH SELECTIVE, 3 Au / 50 Ni MIN ON CONTACT, MATTE TIN TAIL.
-SM: SELECTIVE, 30 Au / 50 Ni MIN ON CONTACT, MATTE TIN TAIL.
-FM: FLASH SELECTIVE, 3 Au / 50 Ni MIN ON CONTACT, MATTE TIN TAIL.
-L: LIGHT SELECTIVE, 10 Au / 50 Ni MIN ON CONTACT, MATTE TIN TAIL.
-LM: LIGHT SELECTIVE, 10 Au / 50 Ni MIN ON CONTACT, MATTE TIN TAIL.

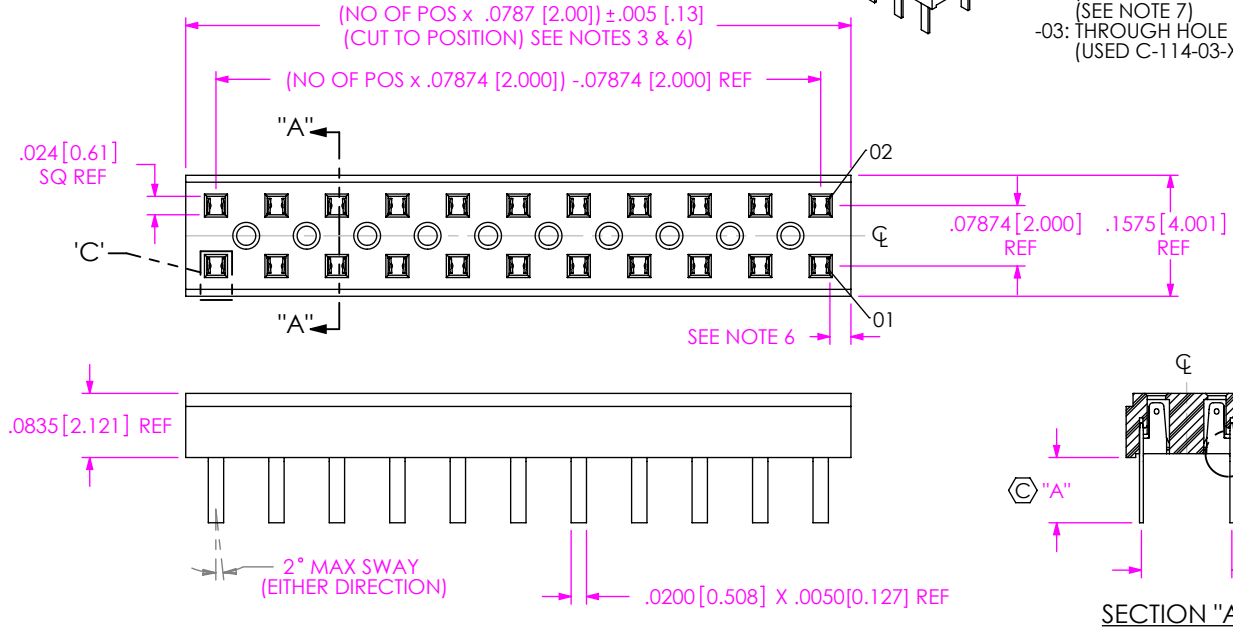

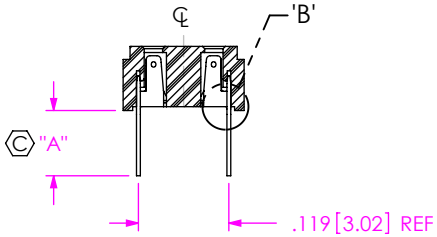

SECTION "A"-"A"
SCALE 4 : 1

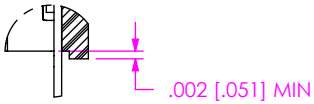

DETAIL 'B'
SCALE 8 : 1

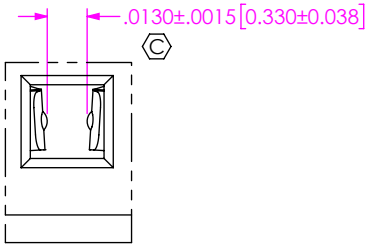

DETAIL 'C'
SCALE 16 : 1

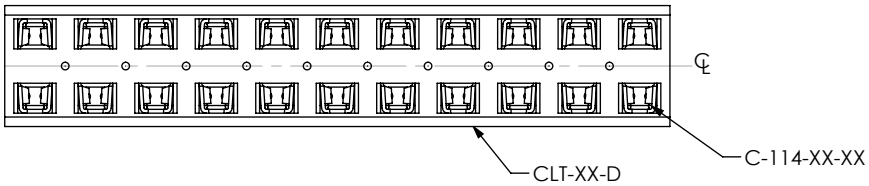

CLT-111-XX-XX-D SHOWN

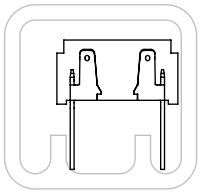

LEAD STYLE -01
PT-1-24-01-62
TP-12

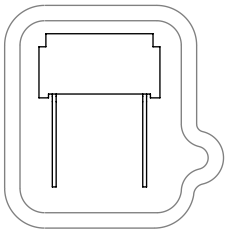

LEAD STYLE -03
PT-1-24-01-37
TP-24-02

PACKAGING VIEW

NOTES:

1. © REPRESENTS A CRITICAL DIMENSION.
2. MINIMUM PUSHOUT FORCE: .5 LB.
3. PARTS TO BE SYMMETRICAL ABOUT ℄ .
4. WILL LOSE A POSITION FOR EVERY CUT MADE ON A SOCKET STRIP.
5. PACKAGE POSITIONS -04 THRU -50 IN TUBES, LAYER PACKAGE POSITION -02 THRU -03.
6. ENDWALL AFTER CUTTING: .0215 MIN.
7. C-114-22-XX CAN BE USED FOR C-114-02-XX. C-114-22-XX IS FOR AUTOMATED ASSEMBLY PROCESSES ONLY.
8. VOID CORES TO BE USED AS NEEDED TO CONTROL WARP, LOCATION TO BE AT VENDOR DISCRETION

UNLESS OTHERWISE SPECIFIED, DIMENSIONS ARE IN INCHES.
TOLERANCES ARE:
DECIMALS
.XX: ±.01 [0.3]
.XXX: ±.005 [0.13]
.XXXX: ±.0020 [0.051]
ANGLES
10°

* PROPRIETARY NOTE *
THIS DOCUMENT CONTAINS CONFIDENTIAL AND PROPRIETARY INFORMATION AND ALL DESIGN, MANUFACTURING, REPRODUCTION, USE, PATENT RIGHTS AND SALES RIGHTS ARE EXPRESSLY RESERVED BY SAMTEC, INC. THIS DOCUMENT SHALL NOT BE DISCLOSED, IN WHOLE OR PART, TO ANY UNAUTHORIZED PERSON OR ENTITY NOR REPRODUCED, TRANSFERRED OR INCORPORATED IN ANY OTHER PROJECT IN ANY MANNER WITHOUT THE EXPRESS WRITTEN CONSENT OF SAMTEC, INC.

samtec
520 PARK EAST BLVD, NEW ALBANY, IN 47150
PHONE: 812-944-6733 FAX: 812-948-5047
e-Mail info@SAMTEC.com code 55322

MATERIAL: DO NOT SCALE DRAWING SHEET SCALE: 4:1
INSULATOR: LCP, UL 94 VO, COLOR: BLACK
CONTACT: PHOS BRONZE

DESCRIPTION: 2MM LOW PROFILE SOCKET STRIP

DWG. NO. CLT-1XX-XX-XX-D

BY: PURVIS 11-02-95 SHEET 1 OF 1

F:\DWG\MISC\MKTG\CLT-1XX-XX-XX-D-MKT.SLDDRW