

HTCM-SCE

HIGH TEMPERATURE CABLE MARKER

TECHNICAL DATASHEET

TTDS-022 Revision 3, September 2014

HTCM-SCE Cable Markers are flat, non-adhesive labels that can be used to identify large cables and wire bundles in particularly aggressive environments. Cable Markers can be applied post cable termination using cable ties.

Manufactured using a specially developed radiation cross-linked fluoropolymer, and formulated to give High Temperature, and Low Out Gassing performance which allows this product to be used in extreme environments, including space application.

Suitable for Mass Transit, Military, Aerospace and Heavy Industrial applications.

Cable Markers are available as part of a complete printing system from TE Connectivity. The system comprises of specific printers, ink cartridges and WINTOTAL software.

This product is printed using a dot matrix system, also available is HTCM-SCE-TP for thermal transfer printing.

PAGE 1

Features

- High temperature performance
- Low vacuum out gassing identification marker - suitable for use on Spacecraft
- Self-extinguishing, non-flame propagating
- Resistant to key military, aviation, rail and heavy industrial fluids (defined by RW-2524)

Applications

- Post termination Cable Identification
- Identification of large cables, wire bundles or pipework
- Installation friendly – easy to replace, ideal for retrofitting and repairs. Cable ties are required for fixing
- Mass transit, Rail, Aerospace, Marine and Heavy Industrial

Temperature Rating

- Operating Temperature Range -55°C to 225°C (-67°F to 437°F)

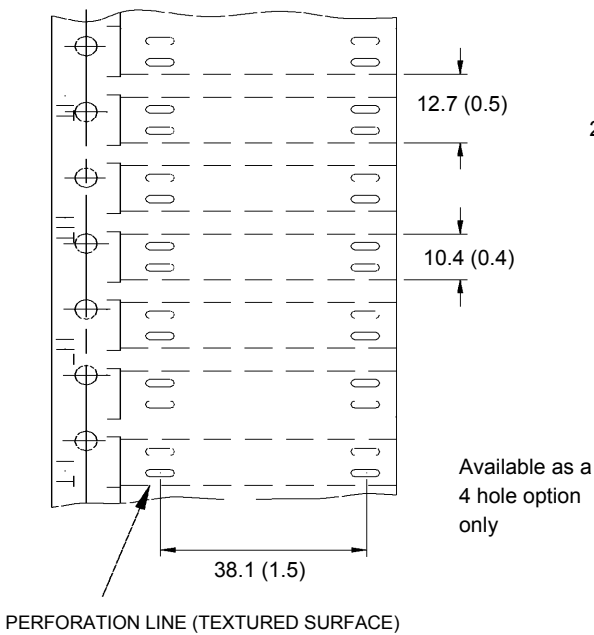
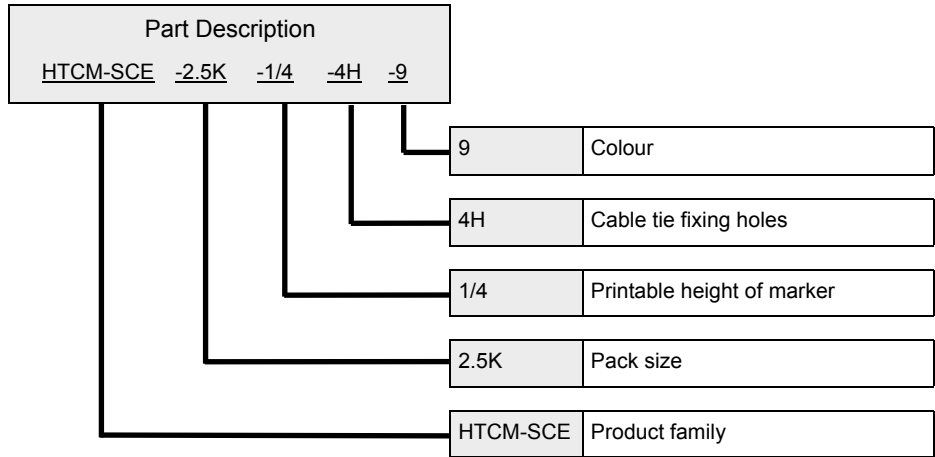
Environmental

- Does not contain any declarable or prohibited substances from the UNIFE Railway Industry Substances List
- Does not promote mould growth (ASTM G21 – zero rating)
- No evolution of substances which may corrode electrical conductors or contacts – up to 200°C (392°F)
- Further information and a downloadable declaration covering RoHS and REACH compliance can be found at the 'TE Product Compliance Support Centre':
<http://www.te.com/en/resources/product-compliance.html>

Specifications / Approvals

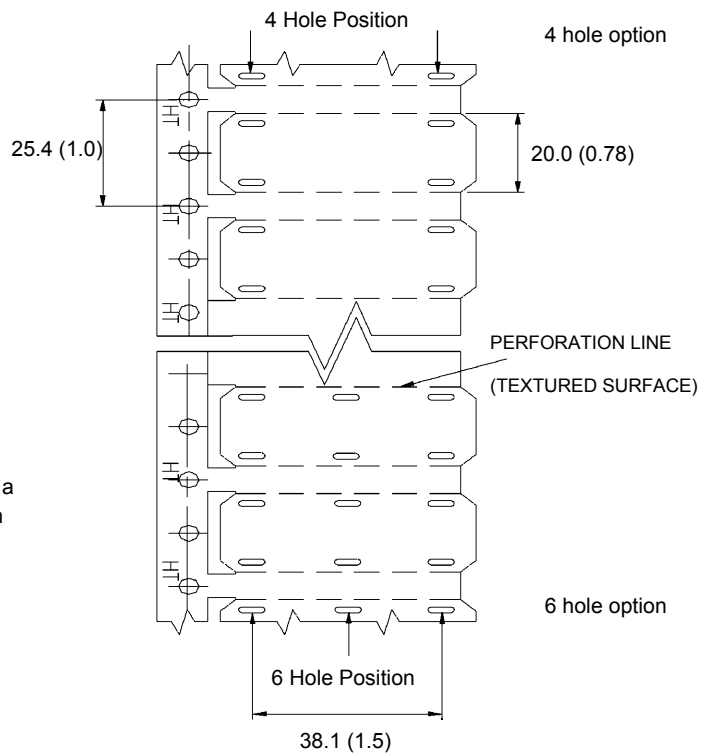
TE Connectivity Standard	RW-2524
Rail	EN45545-2, Hazard Classification 3, In accordance with requirement set R24
Aerospace	Airbus Directive ABD0031 Issue F, Fire worthiness requirements pressured section of fuselage, (15 s horizontal test – AITM 2.0003)

Where possible, TE has tested product as a finished item, including the print. Operational tests are followed by an assessment of mark adherence to validate fit form and function. Further details can be found in TE standard RW-2524.



1/4 inch product

Dimensions in mm (inches)




1/2 inch product

Ordering Information

Description	Cable tie fixing holes	Code	Standard pack size	Code	Non standard pack size	Code	Standard colour	Code	Standard colour	Code
HTCM-SCE-1/4-4H-<colour>	4	4H	250 pieces	Omit	2500 pieces	2.5K	White	9	Yellow	4
HTCM-SCE-1/2-4H-<colour>	4	4H	250 pieces	Omit	2500 pieces	2.5K	White	9	Yellow	4
HTCM-SCE-1/2-6H-<colour>	6	6H	250 pieces	Omit	2500 pieces	2.5K	White	9	Yellow	4

Specify product name, pack size, height (inches), pack size (omit if standard), fixing holes and colour

e.g. HTCM-SCE-2.5K-1/4-4H-9

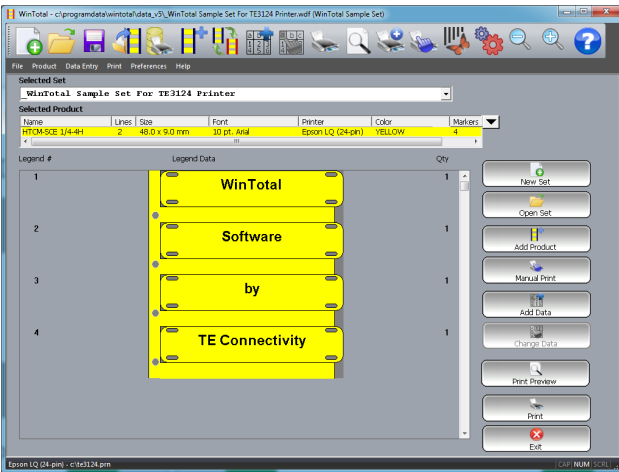


Printer Information

Print quality and print performance can only be guaranteed when specific TE printer and ribbons are used.

The current list of printers and ribbons can be found in TE document 411-121005 'Identification Printer Product Ribbon Matrix'. This document can be found at the TE document centre:

<http://www.te.com/commerce/DocumentDelivery/>



Software

Cable Markers are fully supported by WINTOTAL and PrintEasy label printing software, available from the TE product store:

<http://www.te.com/en/general/label-printing-software.html>

Contact a TE representative for further information

te.com

TE Connectivity, TE Connectivity (logo) and Every Connection Counts are trademarks. All other logos, products and/or company names referred to herein might be trademarks of their respective owners.

The information given herein, including drawings, illustrations and schematics which are intended for illustration purposes only, is believed to be reliable. However, TE Connectivity makes no warranties as to its accuracy or completeness and disclaims any liability in connection with its use. TE Connectivity's obligations shall only be as set forth in TE Connectivity's Standard Terms and Conditions of Sale for this product and in no case will TE Connectivity be liable for any incidental, indirect or consequential damages arising out of the sale, resale, use or misuse of the product. Users of TE Connectivity products should make their own evaluation to determine the suitability of each such product for the specific application.

© 2014 TE Connectivity Ltd. family of companies All Rights Reserved.

Mouser Electronics

Authorized Distributor

Click to View Pricing, Inventory, Delivery & Lifecycle Information:

[TE Connectivity:](#)

[HTCM-SCE-1/4-4H-9](#)