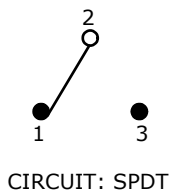


ISOMETRIC

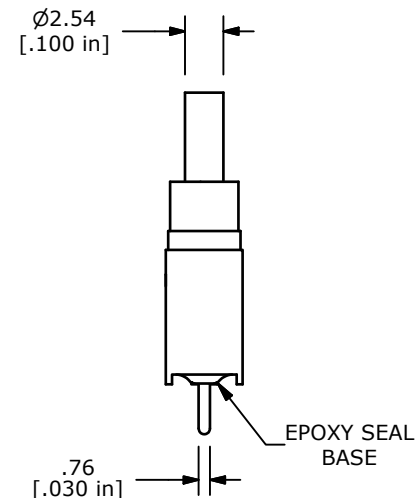
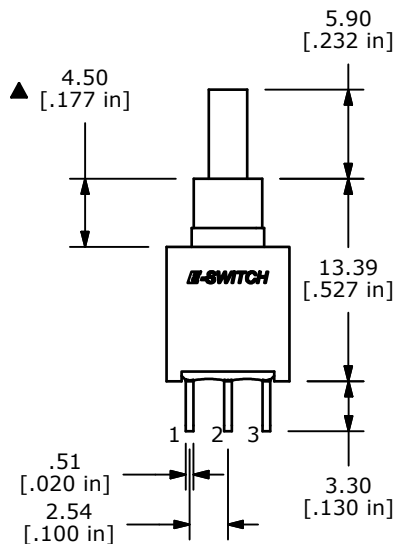
SWITCH FUNCTION	
POS. 1	POS. 2
ON	(ON)
2-1	2-3

(ON)=MOMENTARY



NOTE:

1. ALL DIMENSIONS IN MM [INCH]
2. GENERAL TOLERANCE: X.X=±0.4  
X.XX=±0.25
3. TERMINAL NUMBERS FOR REF ONLY
- ▲ 4. CONTACT MATERIAL: COPPER ALLOY W/ GOLD PLATE OVER NICKEL PLATE
- ▲ 5. RATING: 0.4VA @ 20V AC OR DC MAX.
6. MECHANICAL LIFE: 50,000 MAKE-AND-BREAK CYCLES
7. CONTACT RESISTANCE: 20 mΩ MAX. INITIAL @ 2-4VDC  
100mA FOR BOTH GOLD AND SILVER CONTACTS
8. INSULATION RESISTANCE: 1,000 MEGA-OHM MIN.
9. ELECTRIC STRENGTH: 1,000 V RMS @SEA LEVEL.
10. PERATING TEMP.: -30°C to 85°C
11. ▲ DENOTES CRITICAL PARAMETER.
12. 2002/95/EC (ROHS) COMPLIANT



TITLE 800AWSP8M2RE				
SCALE 2:1	DATE 7/15/2011	DR BMA	DWG T834001	REV B

B	20053	UPDATE AND CONVERT TO INVENTOR	07/15/11	BMA
REV	PCR NO	DESCRIPTION	DATE	BY

THE INFORMATION CONTAINED IN THIS DOCUMENT IS PROPRIETARY TO E-SWITCH AND IS NOT TO BE COPIED OR TRANSFERRED

# Mouser Electronics

Authorized Distributor

Click to View Pricing, Inventory, Delivery & Lifecycle Information:

[E-Switch:](#)

[800AWSP8M2RE](#)