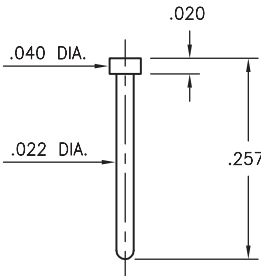
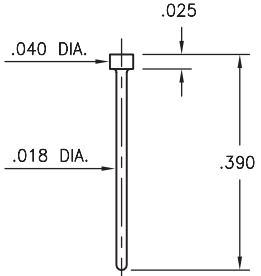
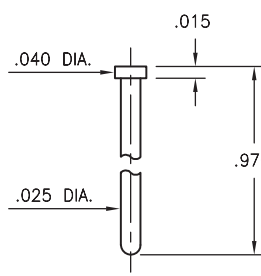
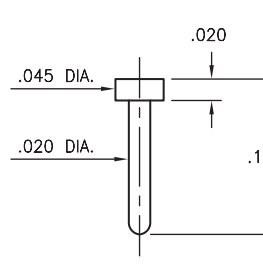
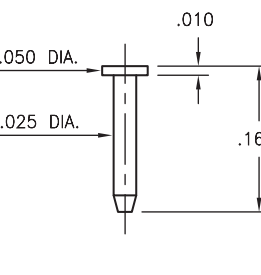
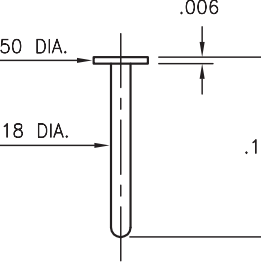
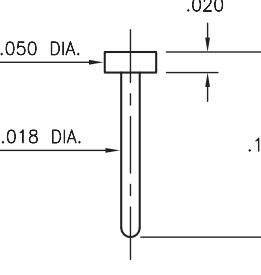
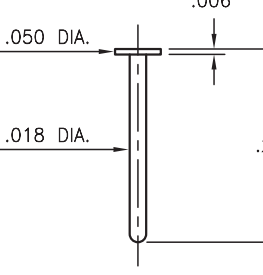
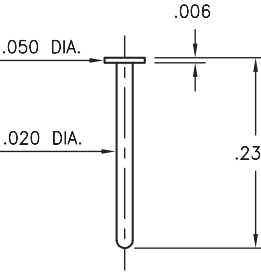
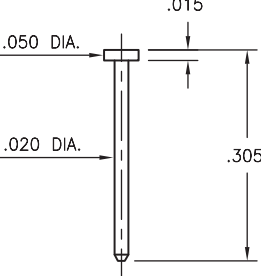
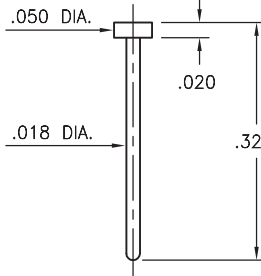
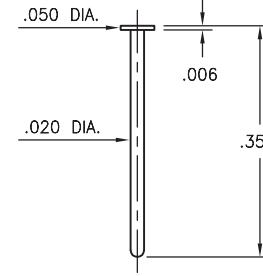


MALE PCB PINS

PRINTED CIRCUIT PINS • NAIL HEAD TYPE

<p>8257 8257-0-00-XX-00-00-33-0 Solder mount in .026 mounting hole</p> 	<p>4209 4209-0-00-XX-00-00-33-0 Solder mount in .022 mounting hole</p> 	<p>8451 8451-0-00-XX-00-00-33-0 Solder mount in .029 mounting hole</p> 	<p>5058 5058-0-00-XX-00-00-03-0 Solder mount in .024 mounting hole</p> 
<p>5035 5035-0-00-XX-00-00-33-0 Solder mount in .029 mounting hole</p> 	<p>9113 9113-0-00-XX-00-00-38-0 Solder mount in .022 mounting hole</p> 	<p>9137 9137-0-00-XX-00-00-38-0 Solder mount in .022 mounting hole</p> 	<p>7113 7113-0-00-XX-00-00-03-0 Solder mount in .022 mounting hole</p> 
<p>4965 4965-0-00-XX-00-00-33-0 Solder mount in .024 mounting hole</p> 	<p>4071 4071-0-00-XX-00-00-33-0 Solder mount in .024 mounting hole</p> 	<p>5137 5137-0-00-XX-00-00-38-0 Solder mount in .022 mounting hole</p> 	<p>4964 4964-0-00-XX-00-00-33-0 Solder mount in .024 mounting hole</p> 

SPECIFICATIONS:

Pin Material: Brass Alloy 360, 1/2 Hard
(Except where noted)

Dimensions: Inches

Tolerances On: Lengths: $\pm .005$
Diameters: $\pm .002$
Angles: $\pm 2^\circ$



ORDER CODE: XXXX - X - 00 - XX - 00 - 00 - XX - 0

BASIC PART # →

← **SPECIFY PIN FINISH:**

- 01 200 μ " TIN/LEAD OVER NICKEL
- ◆ 80 200 μ " TIN OVER NICKEL (RoHS)
- ◆ 15 10 μ " GOLD OVER NICKEL (RoHS)
- ◆ 21 20 μ " GOLD OVER NICKEL (RoHS)
- ◆ 34 50 μ " GOLD OVER NICKEL (RoHS)

