

5

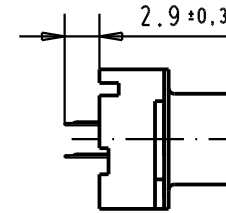
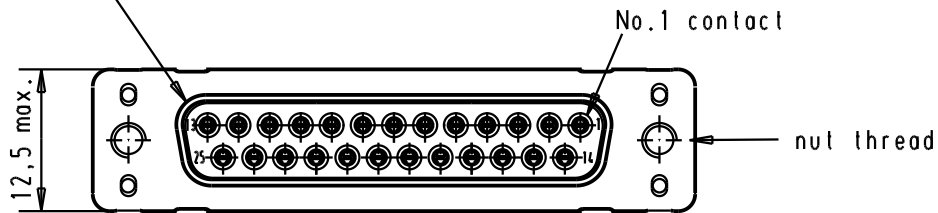
4

3

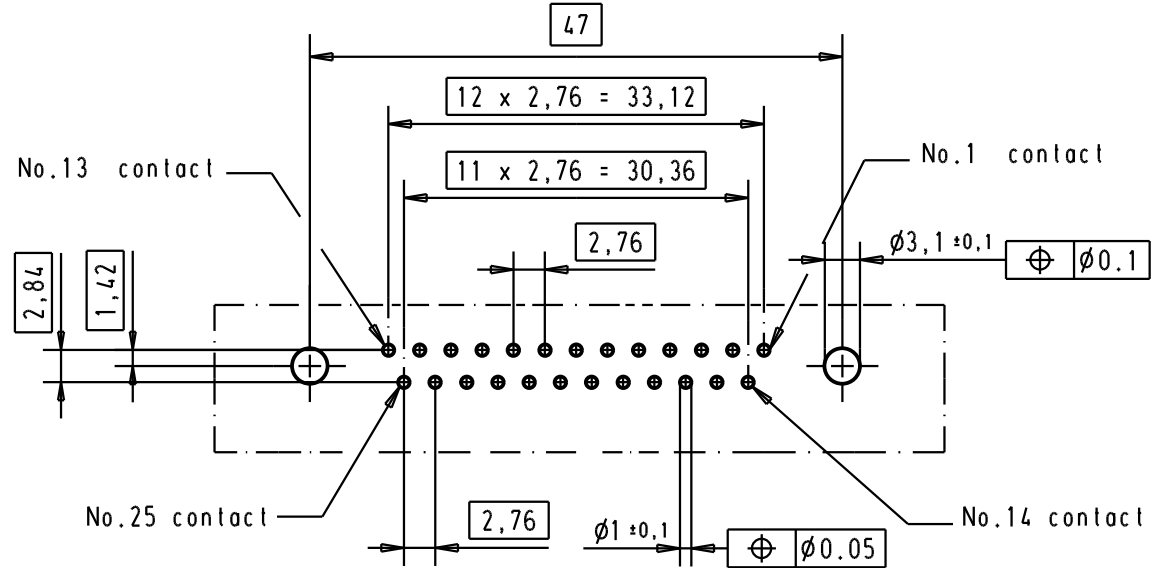
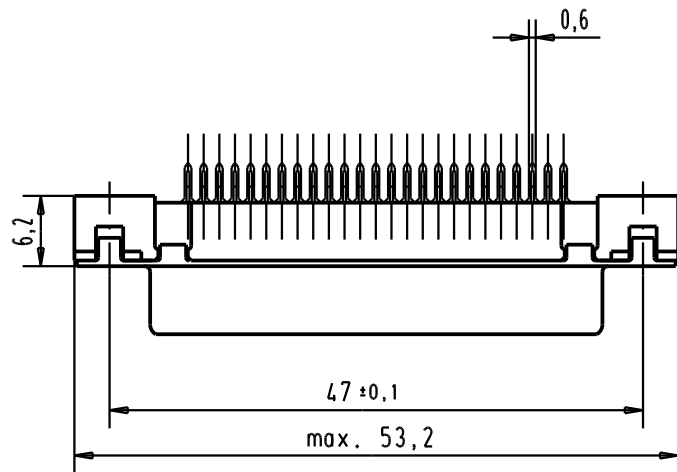
2

1



Mating face according to : MIL-C24308 / DIN 41652 / CECC 75301-802



Printed board layout component side



A

09 66 311 3501	M3	1								 All Dim. in mm Orig. Size DIN A 4	D-sub, 25 poles, female, straight, with solder pins 2.9, and nuts.	Maßstab/ Scale 1,5:1
09 66 311 6501	M3	2				Detail.	05/03/02	CV				
09 66 311 7501	M3	3				Insp.						
09 66 311 3502	4-40 UNC	1				Stand.						
09 66 311 6502	4-40 UNC	2	31892	05/05/04	JH	HARTING EUROL F-95972 Paris				TB 09 66 311 x50x	Blatt / Page 2	
09 66 311 7502	4-40 UNC	3	29723	05/03/02	CV							
Part number	Nut thread	Performance level	Mod.	Dat.	Name				Sub.			

Mouser Electronics

Authorized Distributor

Click to View Pricing, Inventory, Delivery & Lifecycle Information:

[HARTING:](#)

[09663117501](#) [09663117502](#) [09663116501](#) [09663116502](#)