

# Type 942C, Polypropylene Capacitors, for High Pulse, Snubber

## Very High dV/dt for Snubber Applications



Type 942 round, axial film capacitors utilize a hybrid section design of polypropylene film, metal foils and metallized polypropylene dielectric to achieve both high peak current as well as superior rms current ratings. This series is ideal for high pulse operation and high peak current circuits.

### Highlights

- Very high dV/dt
- Very high pulse current
- Low inductance
- Self Healing

### Specifications

Capacitance Range	0.01 to 2.5 $\mu$ F
Capacitance Tolerance	$\pm 10\%$ (K) Standard; $\pm 5\%$ (J) Optional
Rated Voltage	600 to 2000 Vdc (300 to 500 Vac, 60 Hz)
Operating Temperature Range	-55 $^{\circ}$ C to 105 $^{\circ}$ C* *Full rated voltage at 85 $^{\circ}$ C - derated linearly to 50% rated at 105 $^{\circ}$ C
Maximum rms Current	Check tables for values
Insulation Resistance	> 100,000 M $\Omega$ x $\mu$ F
Test Voltage between Terminals @ 25 $^{\circ}$ C	150% rated DC voltage for 60 s
Test Voltage between Terminals & Case @ 25 $^{\circ}$ C	3 kVac @ 50/60 Hz for 60 s
Life Test	2,000 h @ 85 $^{\circ}$ C, 125% rated DC voltage
Life Expectancy	60,000 h @ rated Vdc, 70 $^{\circ}$ C 30,000 h @ rated Vac, 70 $^{\circ}$ C
<b>RoHS Compliant</b>	

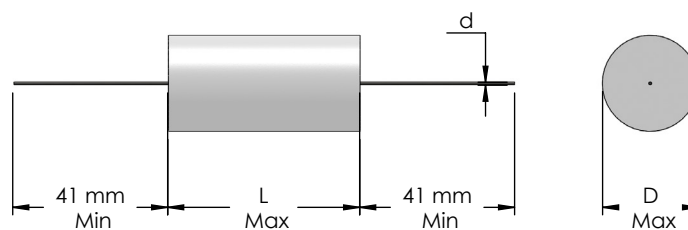
### Dimensions

#### Construction Diagram



#### Construction Details

Case Material	UL510 Polyester Tape Wrap
Resin Material	UL94V-0 Epoxy Fill
Terminal Material	Tin Plated Copper



# Type 942C, Polypropylene Capacitors, for High Pulse, Snubber

## Very High dV/dt for Snubber Applications

### Part Numbering System

942	C			6	P	22	K	-F
	<b>Termination</b>				<b>Capacitance</b>	<b>Capacitance</b>	<b>Tolerance</b>	<b>RoHS</b>
<b>Series</b>	<b>Code</b>	<b>Voltage Code</b>			<b>Decimal Point</b>	<b>Significant</b>	<b>Code</b>	<b>Compliant</b>
						<b>Figures <math>\mu</math>F</b>		<b>Indicator</b>
942	C = Tinned Copper Wire	6 = 600 Vdc	12 = 1200 Vdc	S = 0.0	22	K = $\pm$ 10%		
	F = Insulated Stranded Wire	8 = 850 Vdc	16 = 1600 Vdc	P = 0.		J = $\pm$ 5%		
	H = Copper Lugs	10 = 1000 Vdc	20 = 2000 Vdc	W = No decimal point				

### Ratings

**NOTE:** Other ratings, sizes and performance specifications are available. Contact us.

Cap. ( $\mu$ F)	Catalog Part Number	D mm	L mm	d mm	Typical ESR (m $\Omega$ )	Typical ESL (nH)	dV/dt (V/ $\mu$ s)	$I_{PEAK}$ (A)	$I_{RMS}$ 70 °C 100 kHz (A)
<b>600 Vdc (300 Vac)</b>									
.15	942C6P15K-F	14.0	34.0	1.0	5	21	1427	214	7.7
.22	942C6P22K-F	16.0	34.0	1.0	7	22	1427	314	7.0
.33	942C6P33K-F	19.0	34.0	1.0	6	23	1427	471	8.4
.47	942C6P47K-F	22.0	34.0	1.0	5	24	1427	671	10.1
.68	942C6P68K-F	25.6	34.0	1.2	4	26	1427	970	12.4
1.00	942C6W1K-F	23.5	46.0	1.2	5	30	800	800	11.8
1.50	942C6W1P5K-F	28.5	46.0	1.2	4	32	800	1200	14.8
2.00	942C6W2K-F	28.5	54.0	1.2	3	36	628	1256	18.2
2.20	942C6W2P2K-F	30.0	54.0	1.2	3	36	628	1382	18.8
2.50	942C6W2P5K-F	32.0	54.0	1.2	3	37	628	1570	19.5
<b>850 Vdc (360 Vac)</b>									
.15	942C8P15K-F	15.5	34.0	1.0	5	22	1712	257	8.1
.22	942C8P22K-F	18.0	34.0	1.0	7	23	1712	377	7.5
.33	942C8P33K-F	21.5	34.0	1.0	6	24	1712	565	7.7
.47	942C8P47K-F	25.0	34.0	1.2	5	26	1712	805	10.9
.68	942C8P68K-F	29.5	34.0	1.2	4	27	1712	1164	13.6
1.00	942C8W1K-F	28.0	46.0	1.2	5	32	960	960	13.1
1.50	942C8W1P5K-F	29.0	54.0	1.2	4	36	754	1131	15.9
2.00	942C8W2K-F	29.5	64.0	1.2	3	41	574	1148	19.9
<b>1000 Vdc (400 Vac)</b>									
.10	942C10P1K-F	16.0	34.0	1.0	8	22	2283	228	6.6
.15	942C10P15K-F	19.0	34.0	1.0	7	23	2283	342	7.8
.22	942C10P22K-F	22.5	34.0	1.0	6	24	2283	502	9.3
.33	942C10P33K-F	21.0	46.0	1.0	5	29	1280	422	11.0
.47	942C10P47K-F	24.0	46.0	1.2	5	30	1280	601	11.9
.68	942C10P68K-F	28.5	46.0	1.2	5	32	1280	870	13.3
1.00	942C10W1K-F	30.0	54.0	1.2	5	37	1005	1005	14.6
1.40	942C10W1P4K-F	31.5	64.0	1.2	4	41	765	1071	17.9

# Type 942C, Polypropylene Capacitors, for High Pulse, Snubber

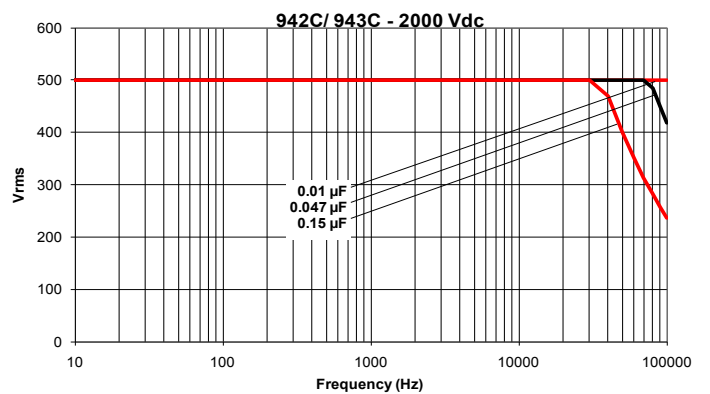
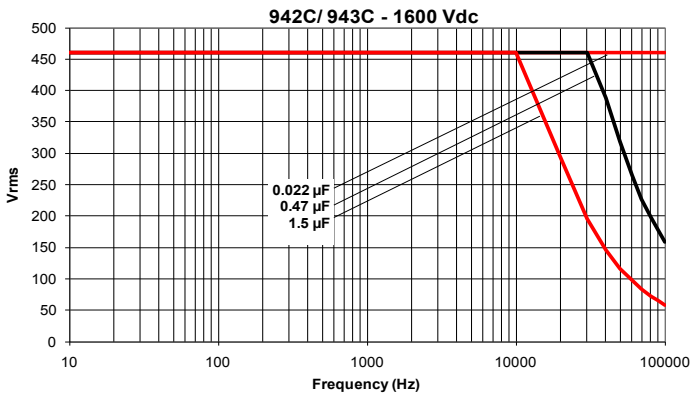
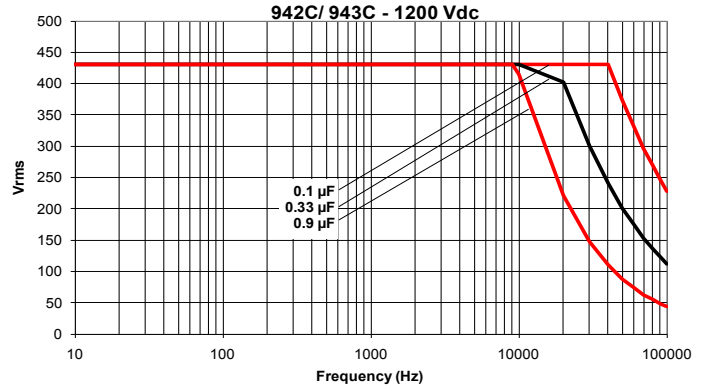
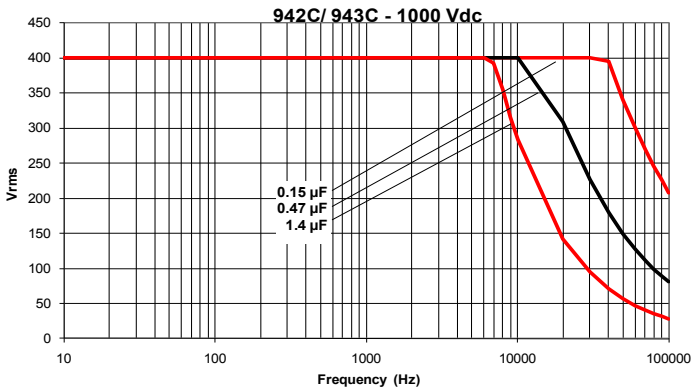
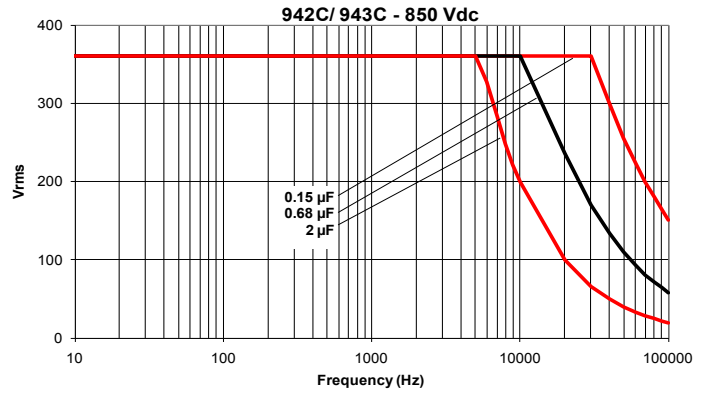
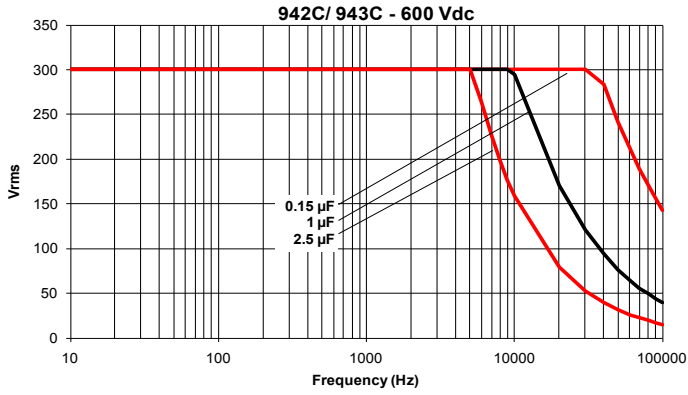
## Very High dV/dt for Snubber Applications

Cap. ( $\mu$ F)	Catalog Part Number	D mm	L mm	d mm	Typical ESR (m $\Omega$ )	Typical ESL (nH)	dV/dt (V/ $\mu$ s)	I <sub>PEAK</sub> (A)	I <sub>RMS</sub> 70 °C 100 kHz (A)
<b>1200 Vdc (430 Vac)</b>									
.10	942C12P1K-F	19.0	34.0	1.0	5	23	2854	285	9.2
.15	942C12P15K-F	22.5	34.0	1.0	5	24	2854	428	10.2
.22	942C12P22K-F	26.5	34.0	1.2	6	26	2854	628	10.3
.33	942C12P33K-F	24.5	46.0	1.2	6	31	1600	528	11.0
.47	942C12P47K-F	29.0	46.0	1.2	5	32	1600	752	13.4
.68	942C12P68K-F	30.5	54.0	1.2	5	37	1256	854	14.7
.90	942C12P9K-F	31.0	64.0	1.2	5	41	957	861	15.9
<b>1600 Vdc (460 Vac)</b>									
.022	942C16S22K-F	12.0	34.0	1.0	27	20	3425	75	3.0
.033	942C16S33K-F	14.5	34.0	1.0	14	21	3425	113	4.7
.047	942C16S47K-F	16.5	34.0	1.0	8	22	3425	161	6.7
.068	942C16S68K-F	19.0	34.0	1.0	6	23	3425	233	8.4
.10	942C16P1K-F	22.5	34.0	1.0	4	24	3425	342	11.4
.15	942C16P15K-F	20.5	46.0	1.0	5	29	1919	288	10.9
.22	942C16P22K-F	23.5	46.0	1.0	5	68	1919	422	11.8
.33	942C16P33K-F	28.5	46.0	1.2	5	32	1919	633	13.3
.47	942C16P47K-F	30.0	54.0	1.2	5	36	1507	708	14.6
.56	942C16P56K-F	28.5	64.0	1.2	5	40	1148	643	15.1
.68	942C16P68K-F	31.5	64.0	1.2	5	42	1148	781	16.0
<b>2000 Vdc (500 Vac)</b>									
.01	942C20S1K-F	12.0	34.0	1.0	50	20	5137	51	2.2
.015	942C20S15K-F	14.5	34.0	1.0	40	21	5137	77	2.8
.022	942C20S22K-F	16.5	34.0	1.0	20	22	5137	113	4.2
.033	942C20S33K-F	19.5	34.0	1.0	12	23	5137	170	6.0
.047	942C20S47K-F	18.0	46.0	1.0	10	28	2879	135	7.1
.068	942C20S68K-F	20.5	46.0	1.0	6	29	2879	196	9.9
.10	942C20P1K-F	24.5	46.0	1.2	5	30	2879	288	12.1
.15	942C20P15K-F	29.5	46.0	1.2	5	32	2879	432	13.5

# Type 942C, Polypropylene Capacitors, for High Pulse, Snubber

## Very High dV/dt for Snubber Applications

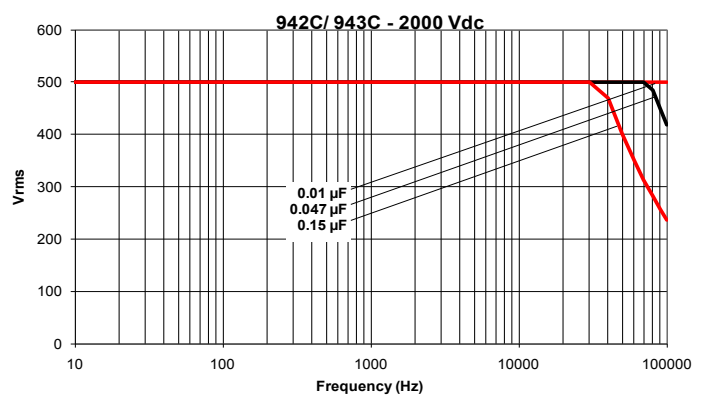
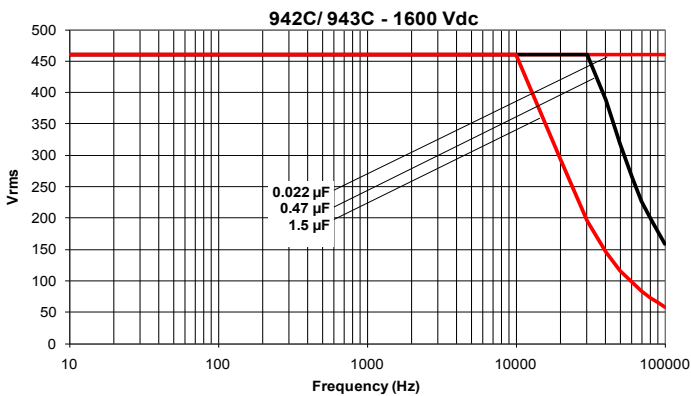
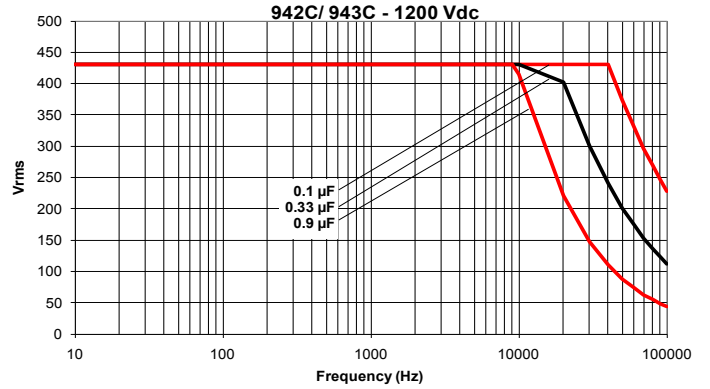
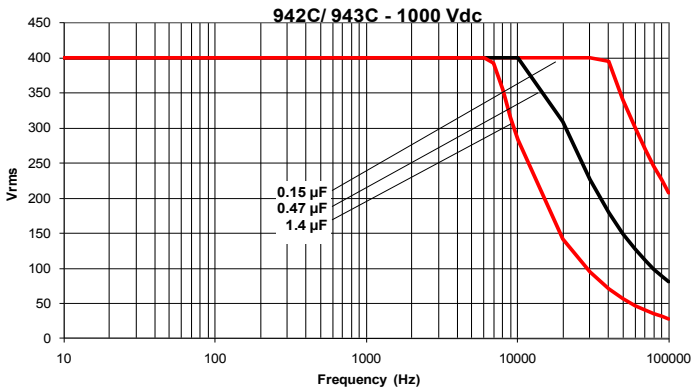
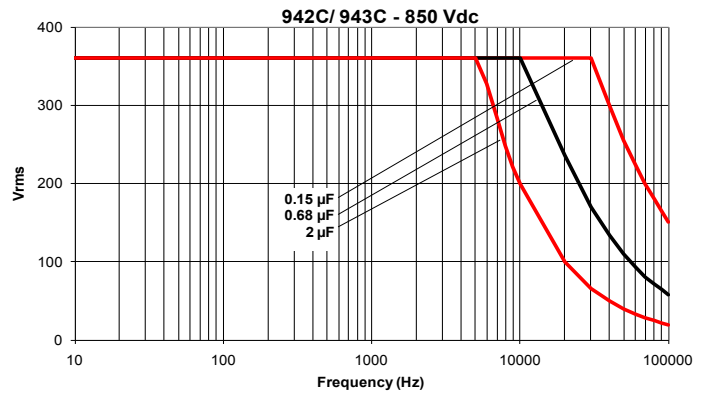
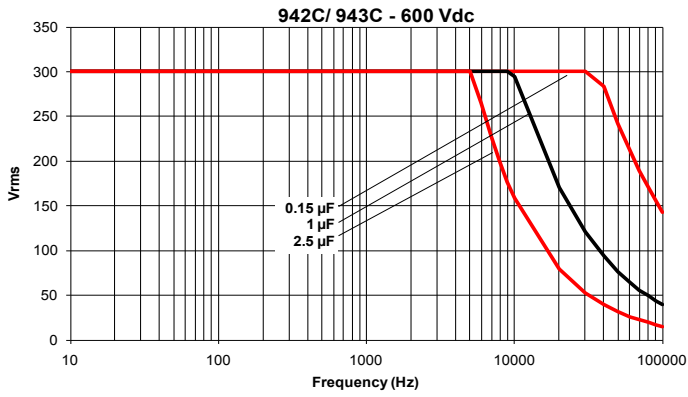
### RMS Voltage vs Frequency @ 25 °C



# Type 942C, Polypropylene Capacitors, for High Pulse, Snubber

## Very High dV/dt for Snubber Applications

### RMS Voltage vs Frequency @ 25 °C



**Notice and Disclaimer:** All product drawings, descriptions, specifications, statements, information and data (collectively, the "Information") in this datasheet or other publication are subject to change. The customer is responsible for checking, confirming and verifying the extent to which the Information contained in this datasheet or other publication is applicable to an order at the time the order is placed. All Information given herein is believed to be accurate and reliable, but it is presented without any guarantee, warranty, representation or responsibility of any kind, expressed or implied. Statements of suitability for certain applications are based on the knowledge that the Cornell Dubilier company providing such statements ("Cornell Dubilier") has of operating conditions that such Cornell Dubilier company regards as typical for such applications, but are not intended to constitute any guarantee, warranty or representation regarding any such matter – and Cornell Dubilier specifically and expressly disclaims any guarantee, warranty or representation concerning the suitability for a specific customer application, use, storage, transportation, or operating environment. The Information is intended for use only by customers who have the requisite experience and capability to determine the correct products for their application. Any technical advice inferred from this Information or otherwise provided by Cornell Dubilier with reference to the use of any Cornell Dubilier products is given gratis (unless otherwise specified by Cornell Dubilier), and Cornell Dubilier assumes no obligation or liability for the advice given or results obtained. Although Cornell Dubilier strives to apply the most stringent quality and safety standards regarding the design and manufacturing of its products, in light of the current state of the art, isolated component failures may still occur. Accordingly, customer applications which require a high degree of reliability or safety should employ suitable designs or other safeguards (such as installation of protective circuitry or redundancies or other appropriate protective measures) in order to ensure that the failure of an electrical component does not result in a risk of personal injury or property damage. Although all product-related warnings, cautions and notes must be observed, the customer should not assume that all safety measures are indicated in such warnings, cautions and notes, or that other safety measures may not be required.

# Mouser Electronics

Authorized Distributor

Click to View Pricing, Inventory, Delivery & Lifecycle Information:

## Cornell Dubilier:

[942C16P15K](#) [942C20P1K](#) [942C6W2P5K](#) [942C10P1K](#) [942C12P1K-F](#) [942C20P1K-F](#) [942C6P15K](#) [942C20S47K-F](#)  
[942C10P1K-F](#) [942C10P47K-F](#) [942C12P22K-F](#) [942C12P33K-F](#) [942C12P47K-F](#) [942C12P9K-F](#) [942C16P15K-F](#)  
[942C16P22K-F](#) [942C16S33K-F](#) [942C16S47K-F](#) [942C16S68K-F](#) [942C20P15K-F](#) [942C20S1K-F](#) [942C6P15K-F](#)  
[942C6P22K-F](#) [942C6P47K-F](#) [942C6W2P5K-F](#) [942C8P22K-F](#) [942C8P33K-F](#) [942C10W1K-F](#) [942C20S15K-F](#)  
[942C16P47K-F](#) [942C20S22K-F](#) [942C20S33K-F](#) [942C16P33K](#) [942C10P33K-F](#) [942C10W1P4K-F](#) [942C10P68K-F](#)  
[942C10P15K-F](#) [942C12P68K-F](#) [942C10P22K-F](#) [942C16P33K-F](#) [942C8P15K-F](#) [942C16S22K-F](#) [942C6W2P2K-F](#)  
[942C8P47K-F](#) [942C6P33K-F](#) [942C6W2K-F](#) [942C8W1K-F](#) [942C8W1P5K-F](#) [942C16P56K](#) [942C6W1P5K-F](#)  
[942C6P68K-F](#) [942C16P1K-F](#) [942C8W2K-F](#) [942C6W1K-F](#) [942C12P15K](#) [942C12P15K-F](#) [942C16P68K-F](#)  
[942C8P68K-F](#) [942C16P56K-F](#) [942C12P1K-](#)