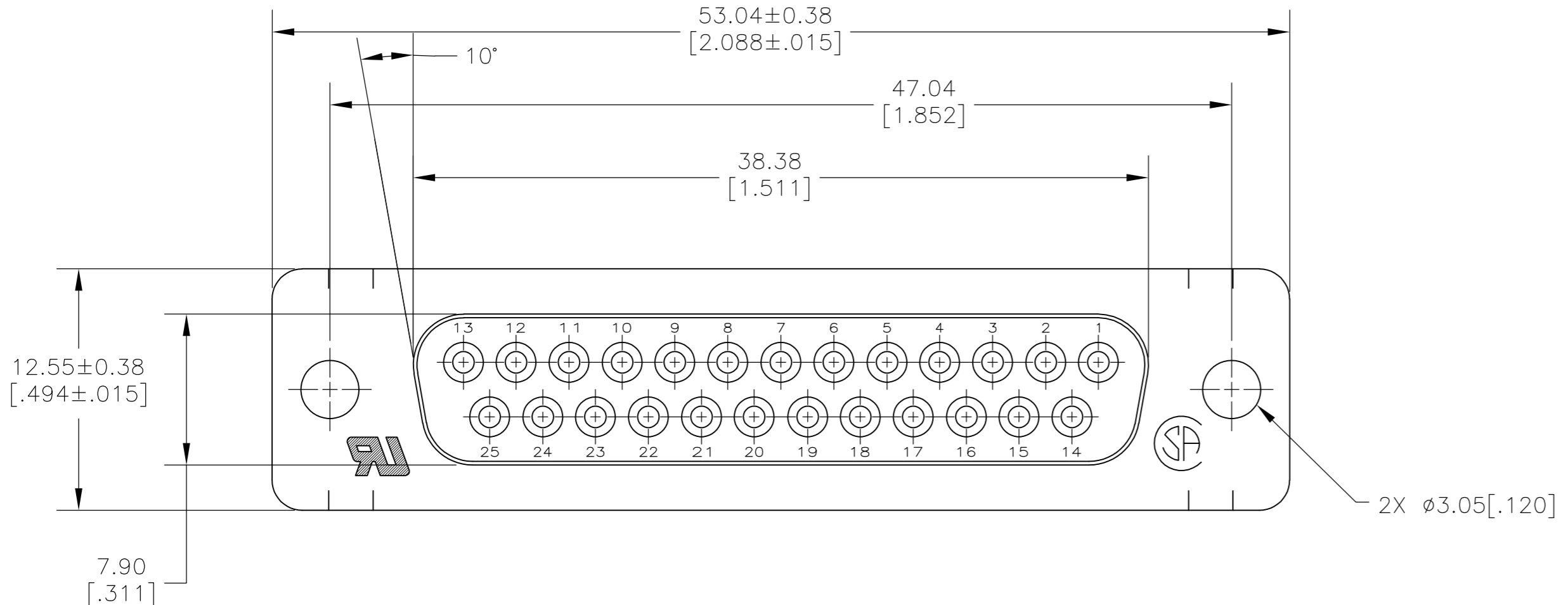
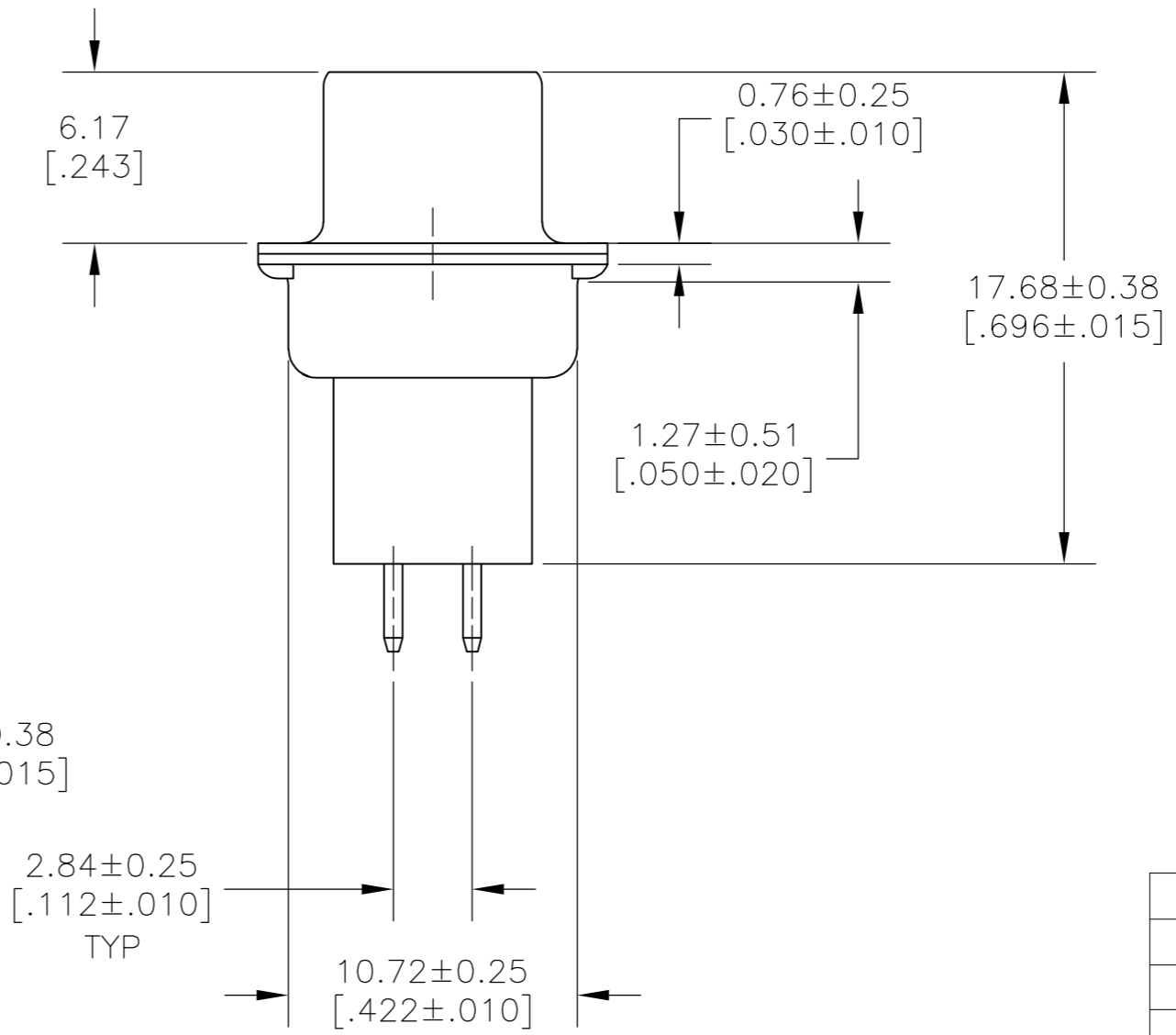
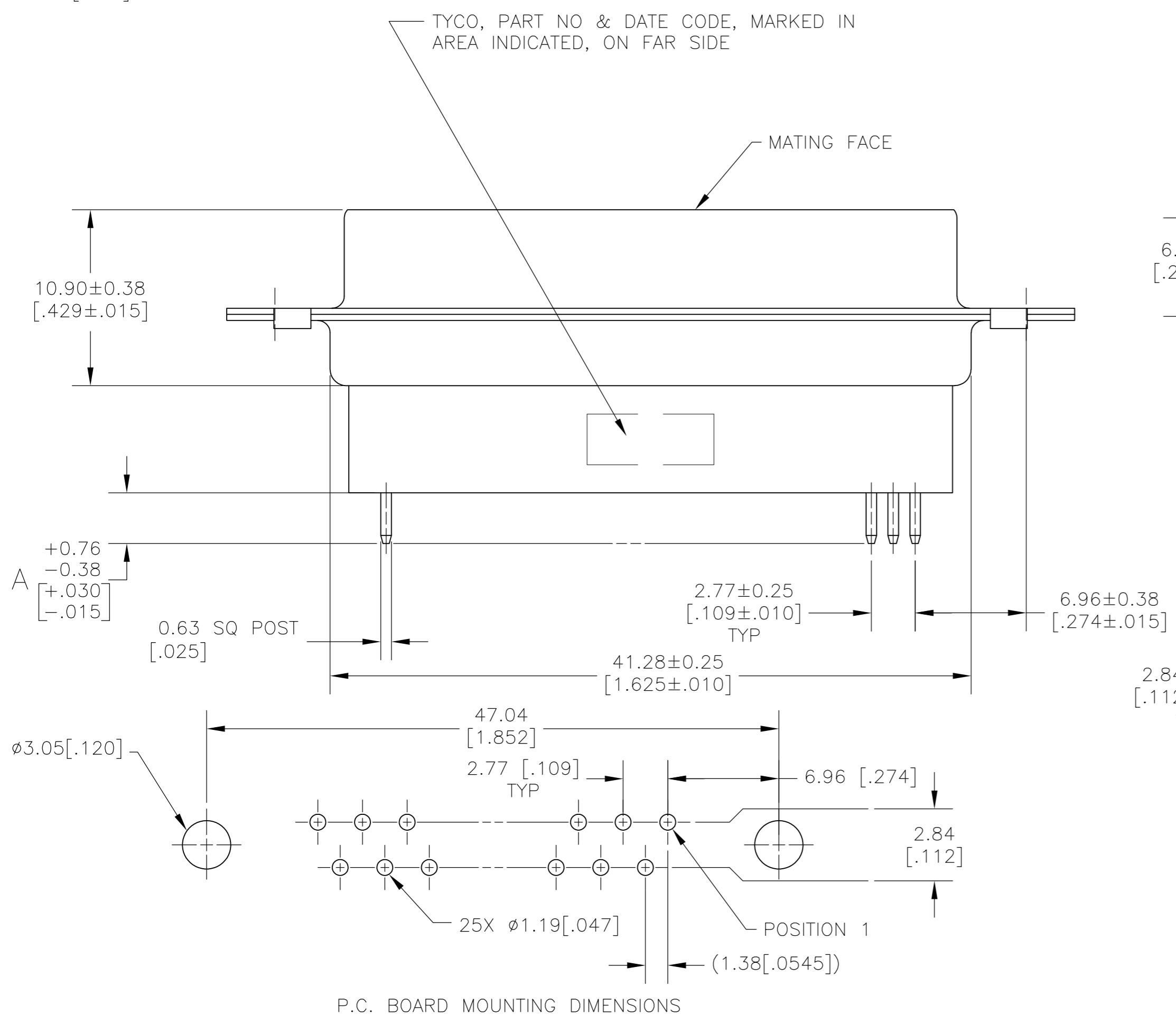


THIS DRAWING IS UNPUBLISHED. RELEASED FOR PUBLICATION
 © COPYRIGHT 2005 By - ALL RIGHTS RESERVED.

LOC	DIST	REVISIONS			
P	LTR	DESCRIPTION	DATE	DWN	APVD
GP	00	D	REVISED PER ECO-14-011808	11AUG2014	AP SB



- 1 MOLDED PARTS: GLASS-FILLED PBT OR GLASS-FILLED NYLON, UL94V-0 RATED. COLOR: BLACK.
SHELLS: CARBON STEEL.
CONTACTS: PHOS BRONZE.
- 2 SHELLS: 5.08µm [.000200] MIN TIN OVER 2.54µm [.000100] MIN COPPER.
CONTACTS: SEE TABLE
- 3 GOLD FLASH ON MATING END, 2.54µm [.000100] MIN TIN ON SOLDER END, BOTH OVER 1.27µm [.000050] MIN NICKEL.
- 4 0.76µm [.000030] MIN GOLD ON MATING END, 2.54µm [.000100] MIN TIN ON SOLDER END, BOTH OVER 1.27µm [.000050] MIN NICKEL.
-OR-
GOLD FLASH OVER PALLADIUM-NICKEL 0.76µm [.000030] MIN TOTAL ON MATING END, 2.54µm [.000100] MIN TIN ON SOLDER END, BOTH OVER 1.27µm [.000050] MIN NICKEL.



CONTACT FINISH	DIMENSION A	PART NO
3	4.77 [.188]	5745187-8
4	4.77 [.188]	5745187-7
4	10.84 [.427]	5745187-3
4	3.17 [.125]	5745187-1

THIS DRAWING IS A CONTROLLED DOCUMENT.		DWN B. LATTUCA 14SEPT05		
DIMENSIONS: mm [INCHES]		CHK S. BOLASH 14SEPT05		
TOLERANCES UNLESS OTHERWISE SPECIFIED:		APVD M. WALMSLEY 14SEPT05		
0 PLC ± - 1 PLC ± - 2 PLC ± - 3 PLC ± 0.13 [.005] 4 PLC ± - ANGLES ± 2°		NAME		
MATERIAL 1		FINISH 2	PRODUCT SPEC 108-40025 APPLICATION SPEC 114-40013 WEIGHT - CUSTOMER DRAWING	
P.C. BOARD MOUNTING DIMENSIONS		SCALE NTS	SHEET 1 of 1	REV D

Mouser Electronics

Authorized Distributor

Click to View Pricing, Inventory, Delivery & Lifecycle Information:

[TE Connectivity:](#)

[5745187-7](#)