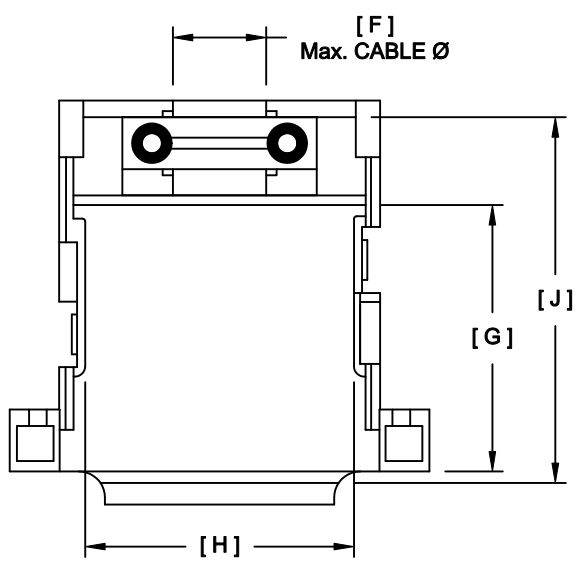
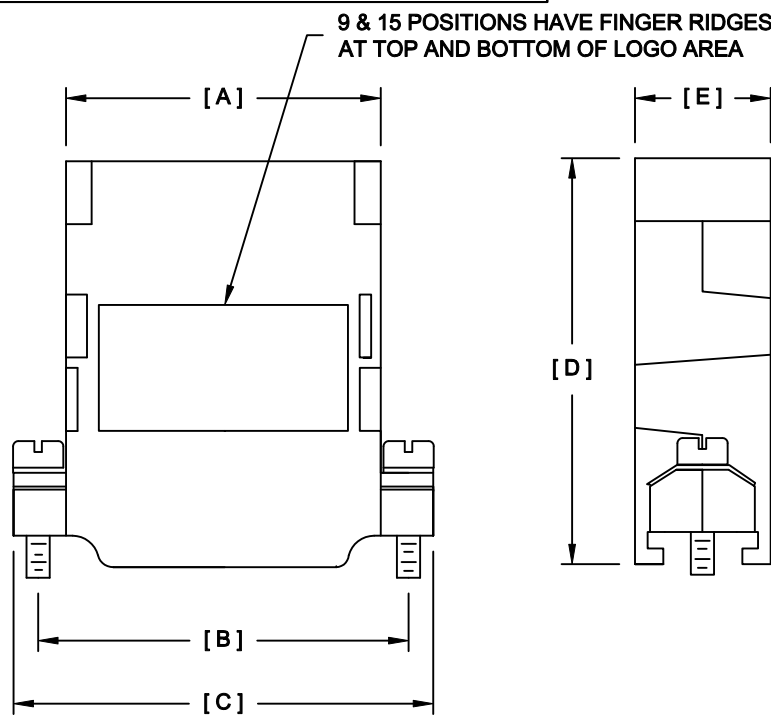


DESCRIPTION: 983 SERIES D-SUB BACKSHELL



INTERNAL VIEW WITH YOKE INSERTED

RoHS COMPLIANT

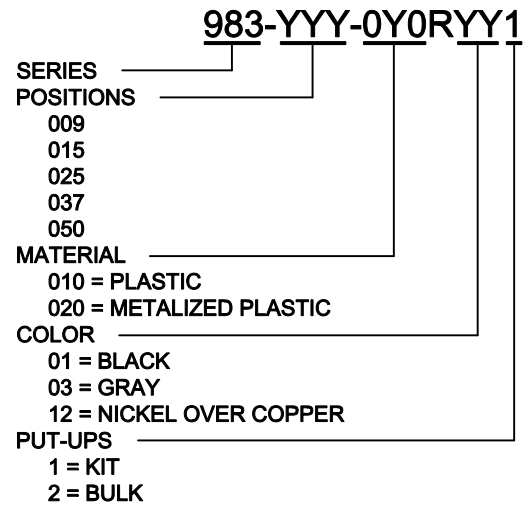
No. OF PINS	DIMENSIONS								
	A	B	C	D	E	F	G	H	J
9	0.783	0.984	1.252	1.929	0.654	0.270	1.285	0.546	1.737
	19.88	24.99	31.80	49.00	16.60	6.86	32.64	13.87	44.13
15	1.089	1.312	1.567	1.929	0.654	0.450	1.285	0.837	1.731
	27.66	33.32	39.80	49.00	16.60	11.43	32.65	21.26	43.97
25	1.652	1.852	2.122	1.925	0.654	0.470	1.270	1.378	1.739
	41.95	47.04	53.90	48.90	16.60	11.94	32.25	35.00	44.16
37	2.278	2.500	2.756	1.940	0.654	0.470	1.300	2.030	1.726
	57.86	63.50	70.00	49.28	16.60	11.94	33.02	51.55	43.84
50	2.200	2.406	2.670	1.950	0.781	0.540	1.293	1.932	1.746
	55.88	61.11	67.82	49.53	19.84	13.72	32.85	49.07	44.35

ALL TOLERANCES = ±0.016 [±0.40]  
UNLESS OTHERWISE INDICATED

MATERIAL: THERMOPLASTIC,  
UL 94V-0, BLACK OR GRAY  
IF PLATED : NICKEL OVER COPPER

BACKSHELL KIT INCLUDES:

- 2 - BACKSHELL HALVES
- 1 - YOKE
- 2 - STRAIN RELIEF CLAMPS
- 2 - STRAIN RELIEF SCREWS
- 2 - SADDLE WASHERS
- 2 - 4-40 MOUNTING SCREWS (ROUND HEAD)



DO NOT SCALE FROM DRAWING

	THESE DRAWINGS AND SPECIFICATIONS ARE THE PROPERTY OF NorComp AND SHALL NOT BE REPRODUCED, COPIED OR USED AS THE BASIS FOR THE MANUFACTURE OR SALE OF APPARATUS WITHOUT WRITTEN PERMISSION.	DRAWN: PAM JENKINS CHECKED:	DATE: 07-28-05 DATE:
		SCALE: NTS SHEET 1 OF 1 REV 7	DWG NO. 983-YYY-0Y0RYY1

# Mouser Electronics

Authorized Distributor

Click to View Pricing, Inventory, Delivery & Lifecycle Information:

## NorComp:

[983-025-010R031](#) [983-037-020R121](#) [983-037-010R031](#) [983-050-020R121](#) [983-025-020R121](#) [983-015-010R031](#)  
[983-050-010R031](#) [983-009-010R031](#) [983-015-020R121](#) [983-009-020R121](#) [983-015-010R011](#) [983-009-010R011](#)  
[983-037-010R011](#) [983-050-010R011](#) [983-009-020-121](#) [983-009-010-031](#) [983-025-010R011](#)