

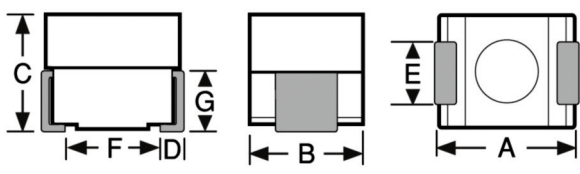
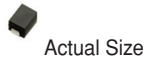
SERIES

**4232R
4232**



**Open Construction
Wirewound Surface Mount Inductors**

INDUCTANCE (μH) ±10%
DASH NUMBER*
TEST FREQUENCY (MHz)
Q MINIMUM
SRF MINIMUM (MHz)
DC RESISTANCE MAXIMUM (OHMS)
CURRENT RATING MAXIMUM (mA)



Temperature Stable for critical conditions

Physical Parameters

	Inches	Millimeters
A	0.118 to 0.138	3.00 to 3.51
B	0.085 to 0.105	2.16 to 2.67
C	0.081 to 0.101	2.06 to 2.57
D	0.016 Min.	0.41 Min.
E	0.041 to 0.061	1.04 to 1.55
F	0.070 (Ref. only)	1.78 (Ref. only)
G	0.054 (Ref. only)	1.37 (Ref. only)

Dimensions "A" and "C" are over terminals.

Weight Max. (Grams) 0.1

Operating Temperature -55°C to +125°C

Current Rating at 90°C Ambient 35°C Rise

Maximum Power Dissipation at 90°C Ambient

Phenolic: 0.168 W
Iron: 0.287 W

Note For applications requiring improved characteristics over typical ferrite core inductors of the same size, see 1210 Series for values lower than 0.10μH.

Marking Delevan; dash number; date code (YYWWL).
Note: An R before the date code indicates a RoHS component.

Example: 4232R-562F
DELEVAN
562
R 1809A

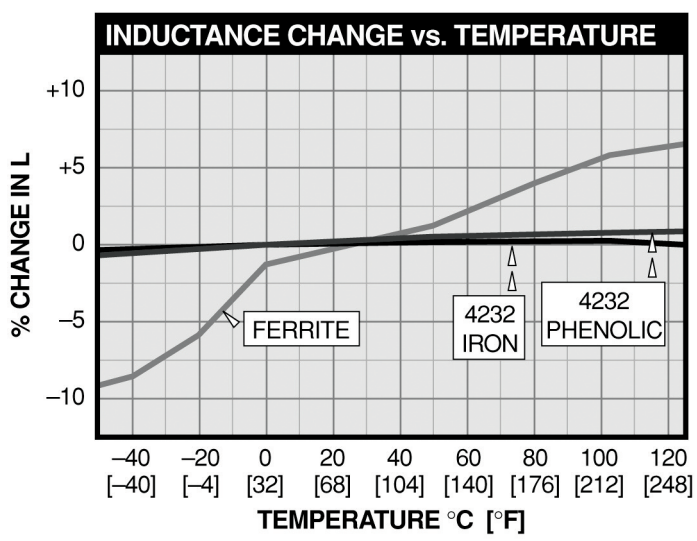
Packaging Tape & reel (8mm): 7" reel, 2000 pieces max.;
13" reel, 7000 pieces max.

Made In the U.S.A.

SERIES 4232 PHENOLIC CORE						
-101K	0.10	20	25	250	0.45	519
-121K	0.12	20	25	220	0.50	493
-151K	0.15	20	25	180	0.54	474
-181K	0.18	19	25	165	0.61	446
-221K	0.22	19	25	135	0.68	442
-271K	0.27	17	25	120	0.72	410
-331K	0.33	17	25	200	0.76	400
-391K	0.39	17	25	180	0.84	380
-471K	0.47	17	25	140	0.92	363
-561K	0.56	15	25	120	1.06	338
-681K	0.68	15	25	110	1.25	312
-821K	0.82	10	25	100	1.40	294
-102K	1.0	10	25	90	1.50	284

SERIES 4232 IRON CORE						
-122K	1.2	30	7.9	83	0.90	480
-152K	1.5	30	7.9	75	1.00	455
-182K	1.8	30	7.9	65	1.10	434
-222K	2.2	30	7.9	55	1.20	416
-272K	2.7	30	7.9	50	1.25	407
-332K	3.3	30	7.9	47	1.30	399
-392K	3.9	30	7.9	45	1.40	385
-472K	4.7	30	7.9	40	1.80	339
-562K	5.6	30	7.9	36	2.00	322
-682K	6.8	30	7.9	22	2.40	294
-822K	8.2	30	7.9	21	3.00	263
-103K	10.0	30	7.9	20	4.30	220
-123K	12.0	30	2.5	18	5.80	189
-153K	15.0	30	2.5	17	6.50	179
-183K	18.0	30	2.5	16	7.20	170
-223K	22.0	30	2.5	15	8.00	161
-273K	27.0	30	2.5	14	8.80	153
-333K	33.0	30	2.5	13	9.20	150
-393K	39.0	30	2.5	12	10.8	139
-473K	47.0	30	2.5	10	11.4	135

For more detailed graphs, contact factory



Optional Tolerances: J = 5% H = 3% G = 2% F = 1%
*Complete part # must include series # PLUS the dash #
For surface finish information, refer to www.delevanfinishes.com