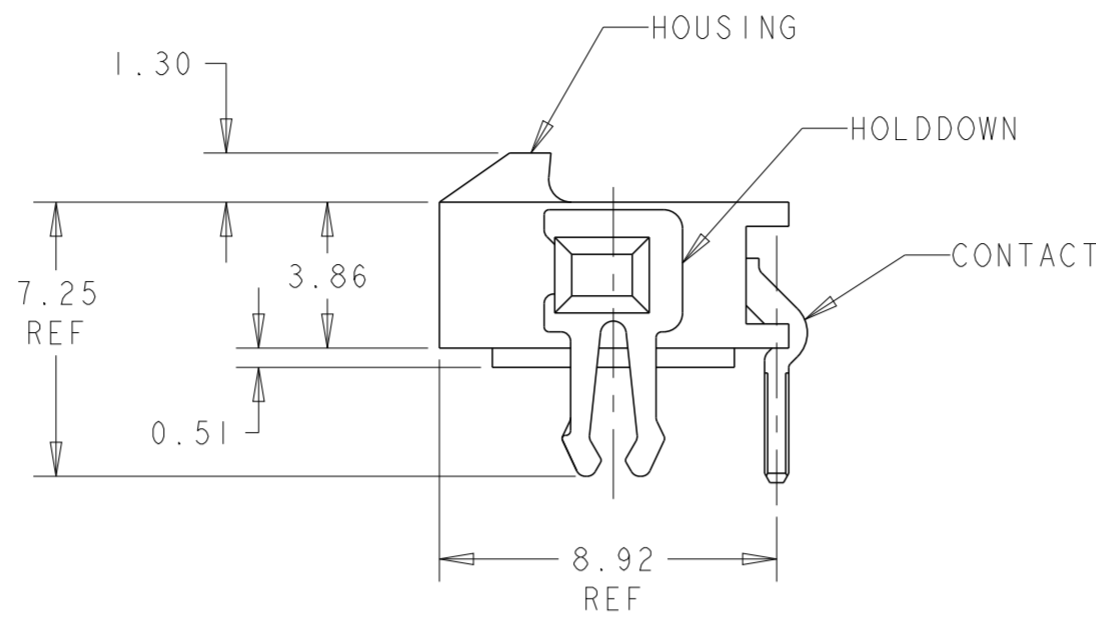
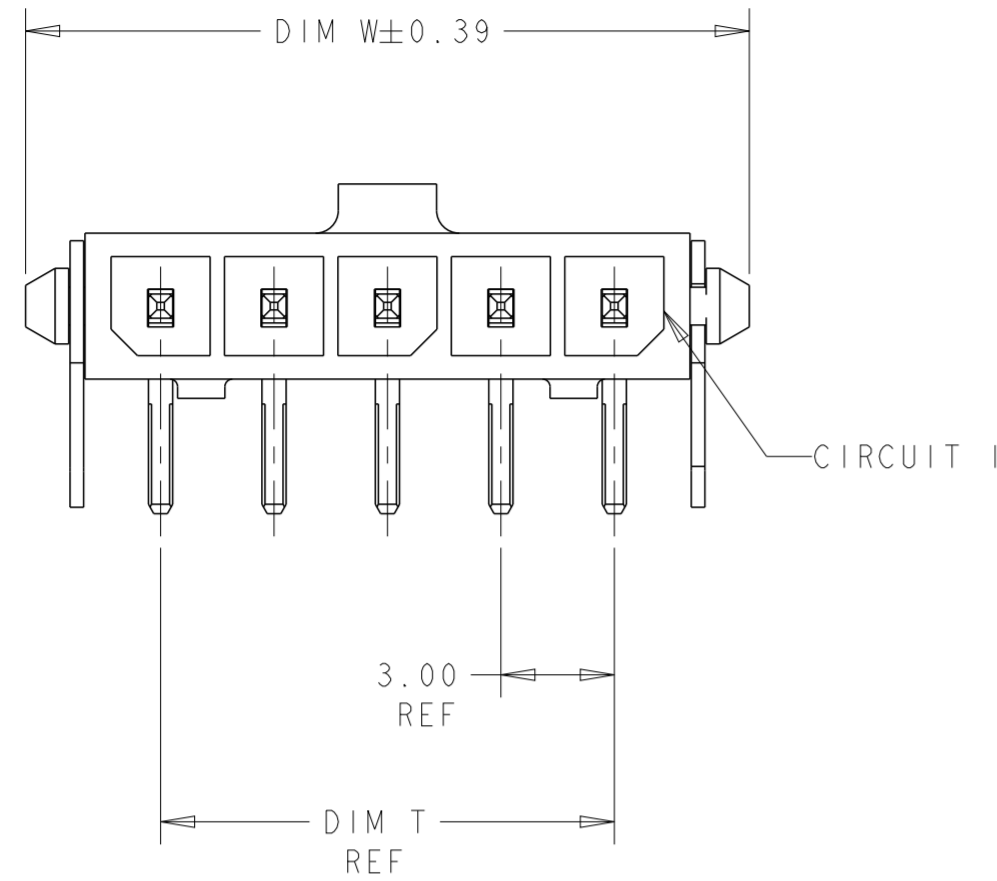
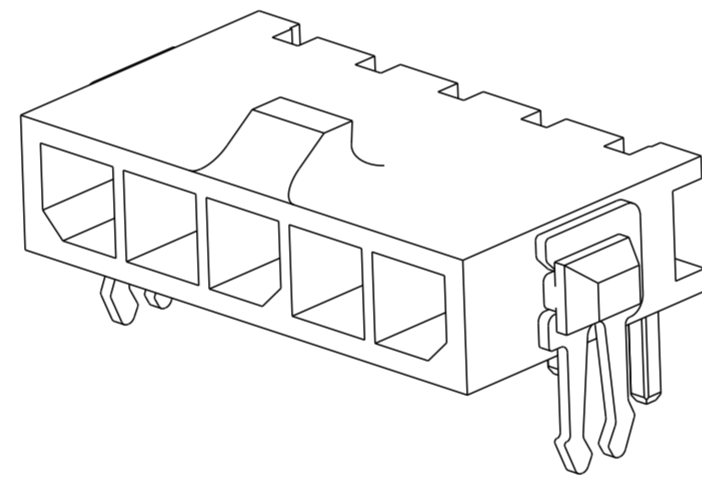
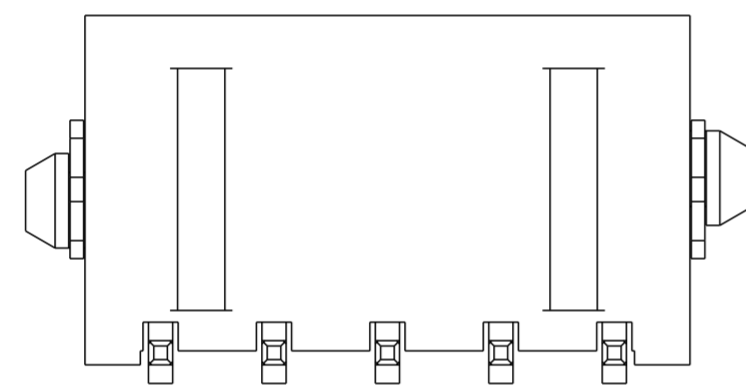


THIS DRAWING IS UNPUBLISHED. RELEASED FOR PUBLICATION 20
 © COPYRIGHT 20 BY - ALL RIGHTS RESERVED.

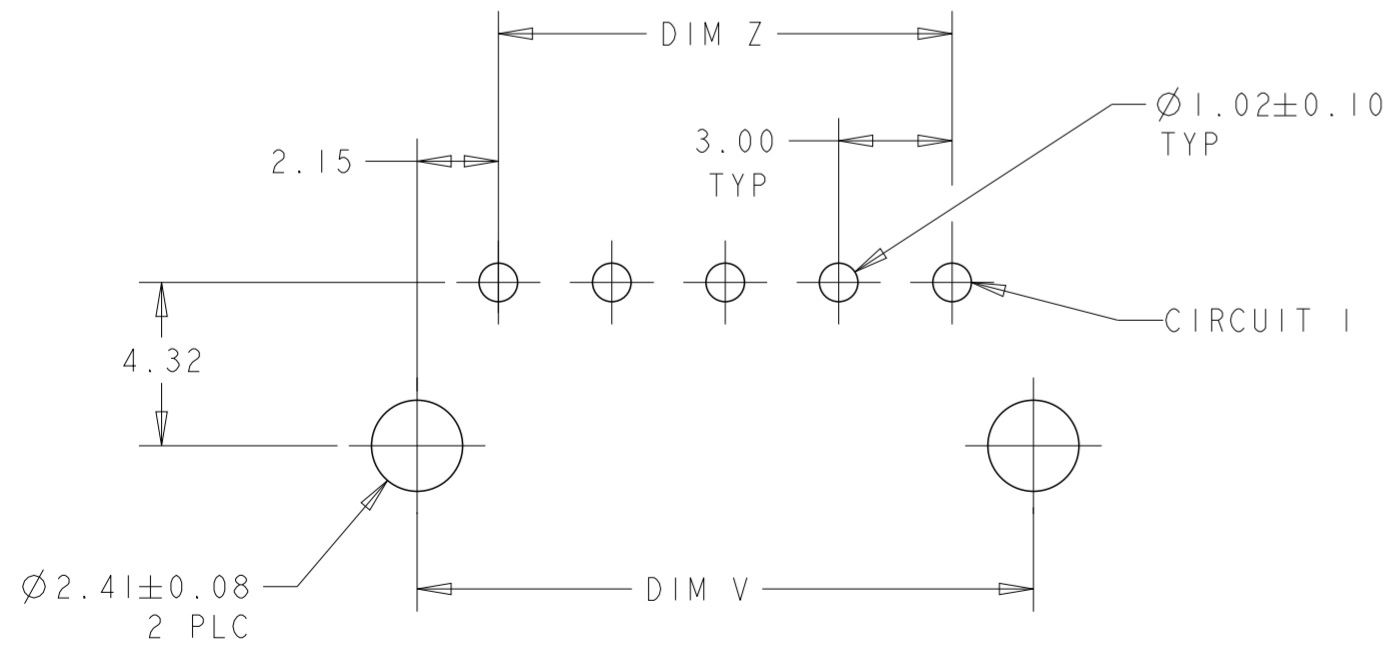
LOC		DIST		REVISIONS			
P	LTR	DESCRIPTION		DATE	DWN	APVD	
	A2	REVISED PER ECR-16-011506		04JUL2017	BW	CX	



- 1 MATERIAL: CONTACTS - BRASS
HOUSING - UL 94V-0 RATED HIGH TEMP NYLON, COLOR BLACK.
HOLDDOWNS: - PHOSPHOR BRONZE.
- 2 PLATING: CONTACTS - 2.54µm MINIMUM TIN-LEAD OVER 1.27µm MINIMUM NICKEL.
HOLDDOWNS: 2.54µm MINIMUM TIN-LEAD OVER 1.27µm MINIMUM NICKEL.
- 4 RECOMMENDED PC BOARD THICKNESS OF 1.57.
- 5 PLATING: CONTACTS - 2.54µm MINIMUM MATTE TIN OVER 1.27µm MINIMUM NICKEL.
HOLDDOWNS: 2.54µm MINIMUM MATTE TIN OVER 1.27µm MINIMUM NICKEL.



5	33.00	37.43	33.00	40.14	12	3-1445054-2	
5	30.00	34.43	30.00	37.14	11	3-1445054-1	
5	27.00	31.43	27.00	34.14	10	3-1445054-0	
5	24.00	28.43	24.00	31.14	9	2-1445054-9	
5	21.00	25.43	21.00	28.14	8	2-1445054-8	
5	18.00	22.43	18.00	25.14	7	2-1445054-7	
5	15.00	19.43	15.00	22.14	6	2-1445054-6	
5	12.00	16.43	12.00	19.14	5	2-1445054-5	
5	9.00	13.43	9.00	16.14	4	2-1445054-4	
5	6.00	10.43	6.00	13.14	3	2-1445054-3	
5	3.00	7.43	3.00	10.14	2	2-1445054-2	
SUPERSEDED BY 3-1445054-2	2	33.00	37.43	33.00	40.14	12	1-1445054-2
SUPERSEDED BY 3-1445054-1	2	30.00	34.43	30.00	37.14	11	1-1445054-1
SUPERSEDED BY 3-1445054-0	2	27.00	31.43	27.00	34.14	10	1-1445054-0
SUPERSEDED BY 2-1445054-9	2	24.00	28.43	24.00	31.14	9	1-1445054-9
SUPERSEDED BY 2-1445054-8	2	21.00	25.43	21.00	28.14	8	1-1445054-8
SUPERSEDED BY 2-1445054-7	2	18.00	22.43	18.00	25.14	7	1-1445054-7
SUPERSEDED BY 2-1445054-6	2	15.00	19.43	15.00	22.14	6	1-1445054-6
SUPERSEDED BY 2-1445054-5	2	12.00	16.43	12.00	19.14	5	1-1445054-5
SUPERSEDED BY 2-1445054-4	2	9.00	13.43	9.00	16.14	4	1-1445054-4
SUPERSEDED BY 2-1445054-3	2	6.00	10.43	6.00	13.14	3	1-1445054-3
SUPERSEDED BY 2-1445054-2	2	3.00	7.43	3.00	10.14	2	1-1445054-2
FINISH	DIM Z	DIM V	DIM T	DIM W	NO. OF POSN	PART NUMBER	



PCB LAYOUT COMPONENT SIDE 4

THIS DRAWING IS A CONTROLLED DOCUMENT. DWN J. ROOT 06OCT2000
 CHK K. WHITAKER 13-MAR-2001
 APVD K. WHITAKER 13-MAR-2001

STE TE Connectivity

RIGHT ANGLE THRU HOLE HEADER ASSY, TIN CONTACTS W/THRU HOLE HOLDDOWNS, SINGLE ROW, MICRO MATE-N-LOK™

SIZE A2 CAGE CODE 00779 DRAWING NO. C-1445054 RESTRICTED TO

MATERIAL 1 SEE TABLE WEIGHT - SCALE 5:1 SHEET 1 OF 1 REV A2

Mouser Electronics

Authorized Distributor

Click to View Pricing, Inventory, Delivery & Lifecycle Information:

[TE Connectivity:](#)

[1445054-2](#)