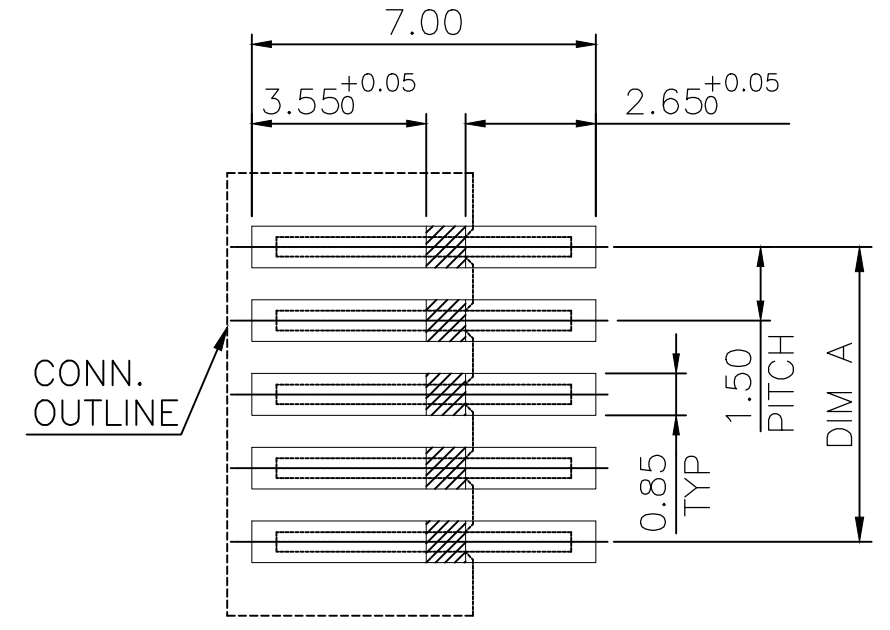
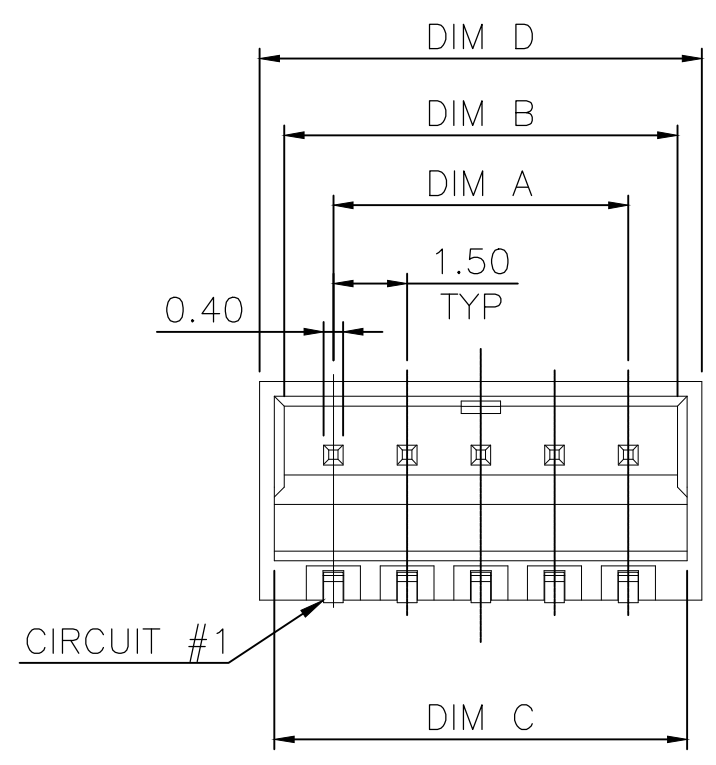


THIS DRAWING IS UNPUBLISHED. RELEASED FOR PUBLICATION
 © COPYRIGHT - TE Connectivity Ltd. ALL RIGHTS RESERVED.

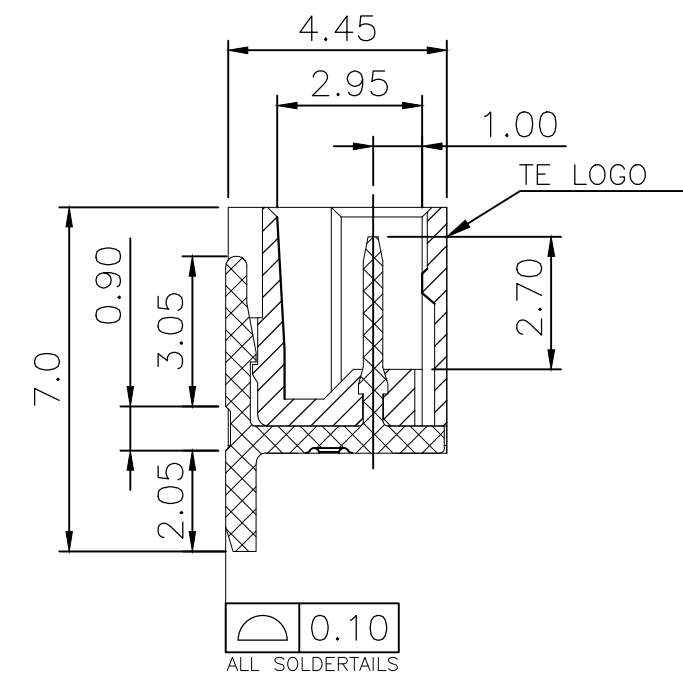
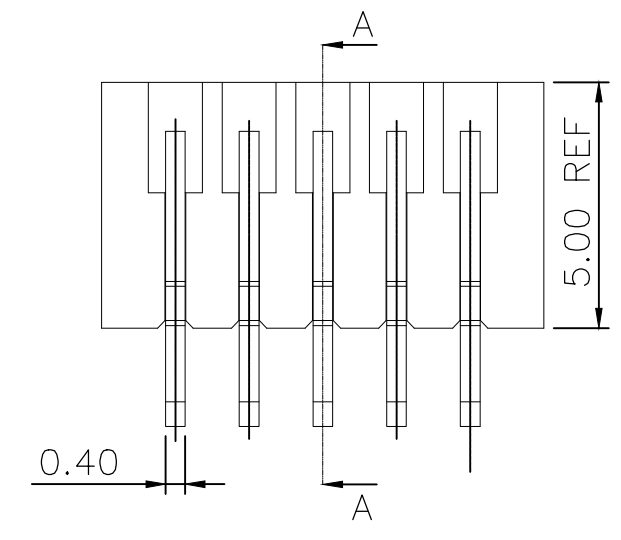
REVISIONS				
P	LTR	DESCRIPTION	DATE	APVD
	A4	ECR-18-012086	08NOV2018	T.Q W.H



WITHOUT SOLDER AREA
 RECOMMENDED PCB LAYOUT
 TOLERANCE: ±0.05

NOTES:

- MATERIALS:
 HOUSING: THERMOPLASTIC, UL94-V0, COLOR: NATURAL.
 TERMINAL: BRASS, THICKNESS=0.4mm.
- FINISH:
 TERMINAL: 100μ" MIN. BRIGHT TIN PLATED OVER
 50μ" MIN. NICKEL UNDERPLATED ALL OVER.
- TERMINAL RETENTION FORCE: 1.0 Kgf MIN.
- REFLOW SOLDER CAPABLE TO 260°C PER TE CONNECTIVITY SPEC 109-201, CONDITION B.



SECTION A-A

PACKAGE	DIMENSIONS				POS.	PART NUMBER
	D	C	B	A		
REEL	24.00	23.40	23.00	21.00	15	6-1775444-5
	22.50	21.90	21.50	19.50	14	6-1775444-4
	21.00	20.40	20.00	18.00	13	6-1775444-3
	19.50	18.90	18.50	16.50	12	6-1775444-2
	18.00	17.40	17.00	15.00	11	6-1775444-1
	16.50	15.90	15.50	13.50	10	6-1775444-0
	15.00	14.40	14.00	12.00	9	5-1775444-9
	13.50	12.90	12.50	10.50	8	5-1775444-8
	12.00	11.40	11.00	9.00	7	5-1775444-7
	10.50	9.90	9.50	7.50	6	5-1775444-6
	9.00	8.40	8.00	6.00	5	5-1775444-5
	7.50	6.90	6.50	4.50	4	5-1775444-4
	6.00	5.40	5.00	3.00	3	5-1775444-3
	4.50	3.90	3.50	1.50	2	5-1775444-2
	TUBE	24.00	23.40	23.00	21.00	15
22.50		21.90	21.50	19.50	14	1-1775444-4
21.00		20.40	20.00	18.00	13	1-1775444-3
19.50		18.90	18.50	16.50	12	1-1775444-2
18.00		17.40	17.00	15.00	11	1-1775444-1
16.50		15.90	15.50	13.50	10	1-1775444-0
15.00		14.40	14.00	12.00	9	1775444-9
13.50		12.90	12.50	10.50	8	1775444-8
12.00		11.40	11.00	9.00	7	1775444-7
10.50		9.90	9.50	7.50	6	1775444-6
9.00		8.40	8.00	6.00	5	1775444-5
7.50		6.90	6.50	4.50	4	1775444-4
6.00		5.40	5.00	3.00	3	1775444-3
4.50		3.90	3.50	1.50	2	1775444-2

THIS DRAWING IS A CONTROLLED DOCUMENT.		DWN Tommy Qian 08NOV2018	TE Connectivity		
DIMENSIONS: mm		CHK Wenke He 08NOV2018			
TOLERANCES UNLESS OTHERWISE SPECIFIED:		APVD Wenke He 08NOV2018	NAME EMIX CONN., RIGHT ANGLE		
0 PLC ± - 1 PLC ± 0.25 2 PLC ± 0.15 3 PLC ± 0.10 4 PLC ± - ANGLES ± - MATERIAL SEE NOTE FINISH SEE NOTE		PRODUCT SPEC 108-57631	1.5mm PITCH, HDR		
		APPLICATION SPEC 114-57018	SIZE A3	CAGE CODE 00779	DRAWING NO C-1775444
		WEIGHT -	RESTRICTED TO -		
		CUSTOMER DRAWING	SCALE -	SHEET 1 OF 3	REV A4

THIS DRAWING IS UNPUBLISHED.


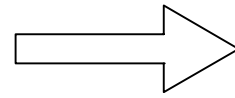
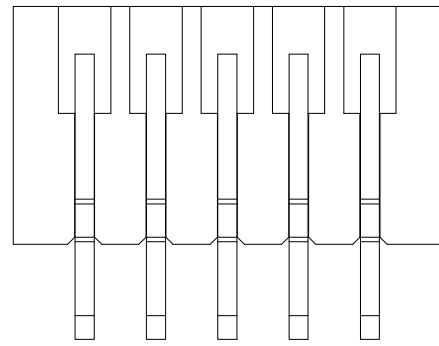
RELEASED FOR PUBLICATION

REVISIONS

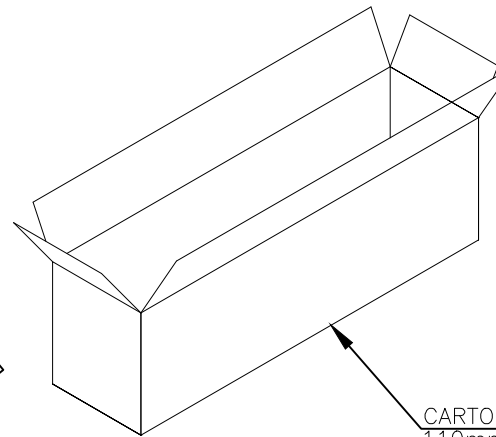

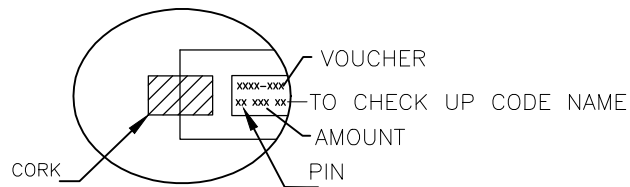

© COPYRIGHT - TE Connectivity Ltd.

ALL RIGHTS RESERVED.

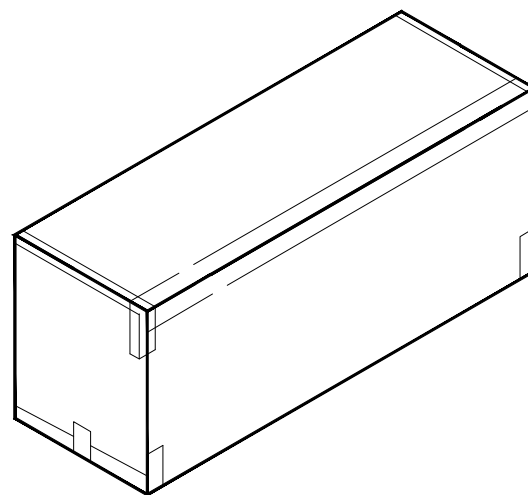
P	LTR	DESCRIPTION	DATE	DWN	APVD
-	-	SEE SHEET 1	-	-	-



TUBE
600mm(L)*8.2mm(W)*9.4mm(H)



CARTON
110mm(L)*100mm(W)*615mm(H)

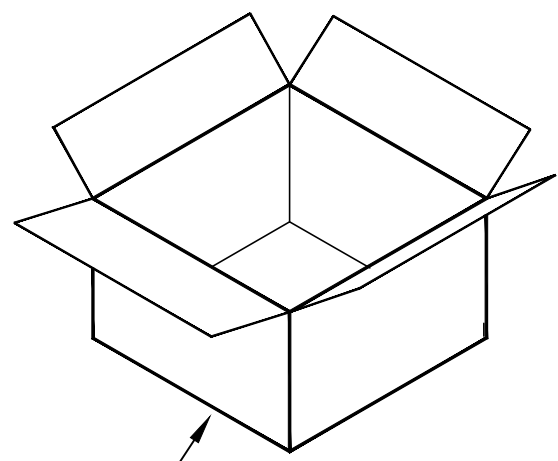
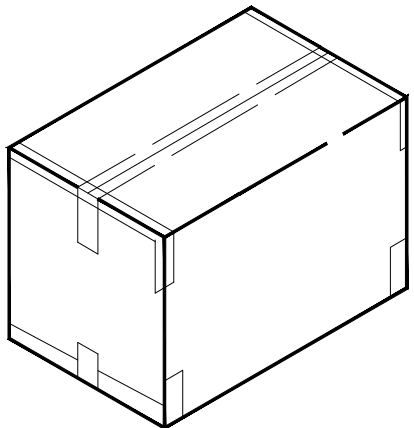
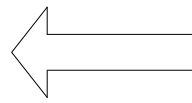
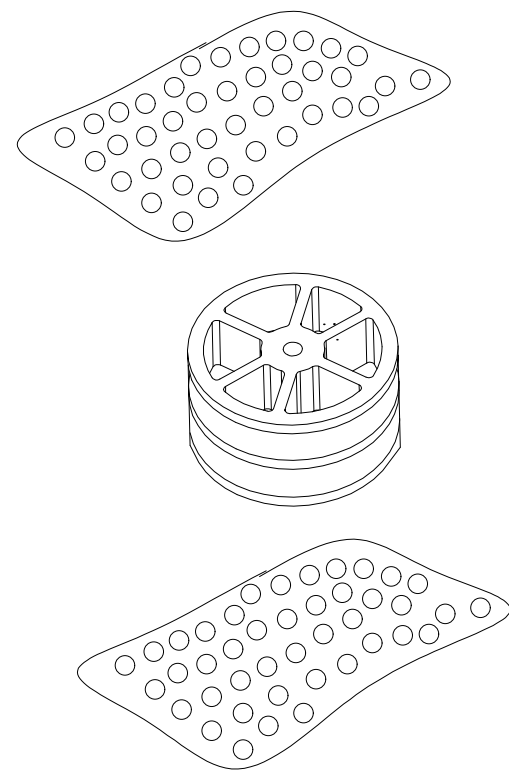

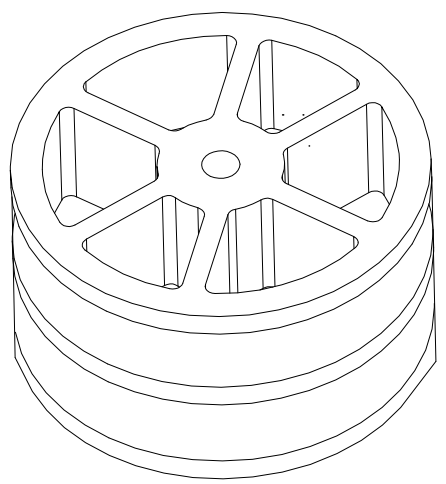

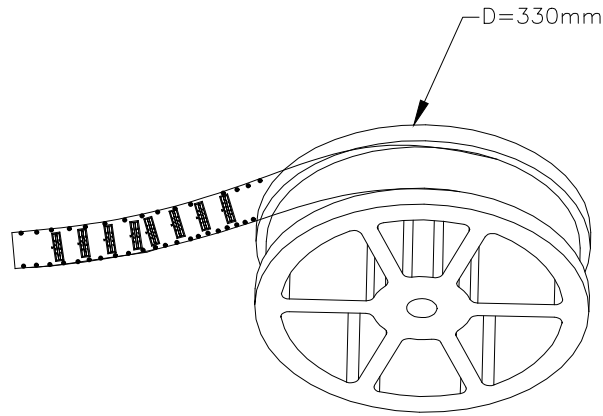


20	100	2000	15	1-1775444-5
25	100	2500	14	1-1775444-4
25	100	2500	13	1-1775444-3
25	100	2500	12	1-1775444-2
30	100	3000	11	1-1775444-1
35	100	3500	10	1-1775444-0
35	100	3500	9	1775444-9
40	100	4000	8	1775444-8
45	100	4500	7	1775444-7
55	100	5500	6	1775444-6
60	100	6000	5	1775444-5
75	100	7500	4	1775444-4
95	100	9500	3	1775444-3
125	100	12500	2	1775444-2
PCS/ TUBE	TUBES/ CARTON	QUANTITY (PCS)	POS.	PART NUMBER

THIS DRAWING IS A CONTROLLED DOCUMENT.		DWN	TE Connectivity EMIX CONN., RIGHT ANGLE 1.5mm PITCH, HDR				
DIMENSIONS: mm		CHK				NAME	
TOLERANCES UNLESS OTHERWISE SPECIFIED:		APVD				SIZE	
0 PLC ± - 1 PLC ± - 2 PLC ± - 3 PLC ± - 4 PLC ± - ANGLES ± -		PRODUCT SPEC				CAGE CODE	
MATERIAL		APVD	DRAWING NO		RESTRICTED TO		
FINISH		PRODUCT SPEC	A3 00779 C-1775444				
		APPLICATION SPEC	CUSTOMER DRAWING		SCALE		
		WEIGHT	2 of 3		REV A4		

THIS DRAWING IS UNPUBLISHED. RELEASED FOR PUBLICATION
 © COPYRIGHT - TE Connectivity Ltd. ALL RIGHTS RESERVED.

REVISIONS					
P	LTR	DESCRIPTION	DATE	DWN	APVD
-	-	SEE SHEET 1	-	-	-



CARTON
 335mm(L)*335mm(W)*480mm(H)

1000	4	4000	15	6-1775444-5
1000	4	4000	14	6-1775444-4
1000	4	4000	13	6-1775444-3
1000	4	4000	12	6-1775444-2
1000	4	4000	11	6-1775444-1
1000	4	4000	10	6-1775444-0
1000	6	6000	9	5-1775444-9
1000	6	6000	8	5-1775444-8
1000	6	6000	7	5-1775444-7
1000	6	6000	6	5-1775444-6
1000	6	6000	5	5-1775444-5
1000	9	9000	4	5-1775444-4
1000	9	9000	3	5-1775444-3
1000	9	9000	2	5-1775444-2
PCS/REEL	REELS/CARTON	QUANTITY (PCS)	POS.	PART NUMBER

THIS DRAWING IS A CONTROLLED DOCUMENT.

DIMENSIONS: mm	TOLERANCES UNLESS OTHERWISE SPECIFIED:
	0 PLC ± -
	1 PLC ± -
	2 PLC ± -
	3 PLC ± -
	4 PLC ± -
	ANGLES ± -
MATERIAL	FINISH

DWN	-
CHK	-
APVD	-
PRODUCT SPEC	-
APPLICATION SPEC	-
WEIGHT	-
CUSTOMER DRAWING	

STE TE Connectivity

EMIX CONN., RIGHT ANGLE
 1.5mm PITCH, HDR

SIZE	CAGE CODE	DRAWING NO	RESTRICTED TO
A3	00779	C-1775444	-

SCALE - SHEET 3 of 3 REV A4