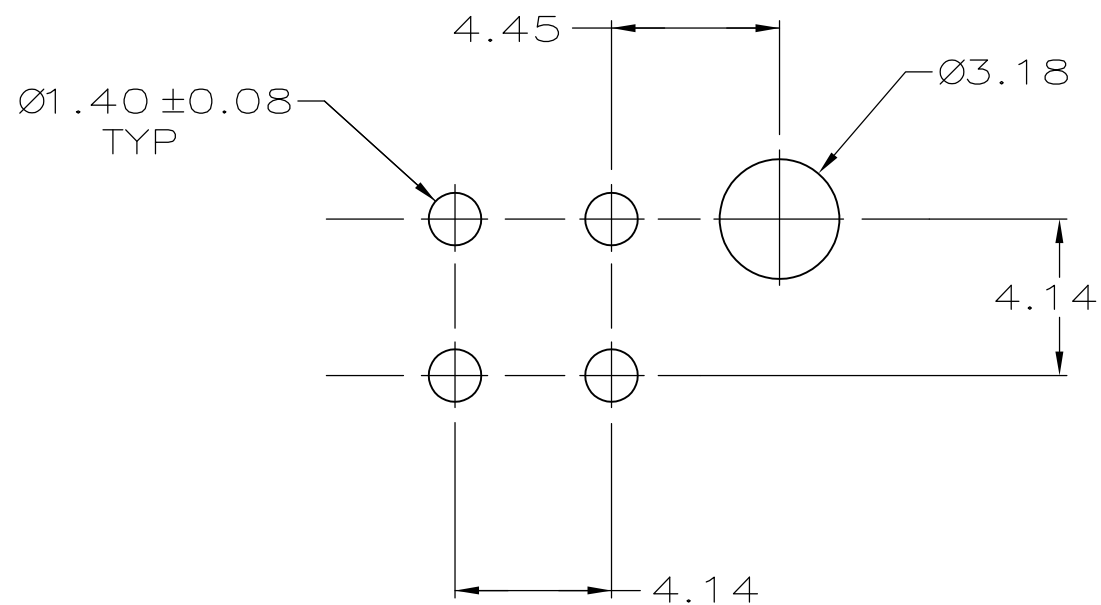
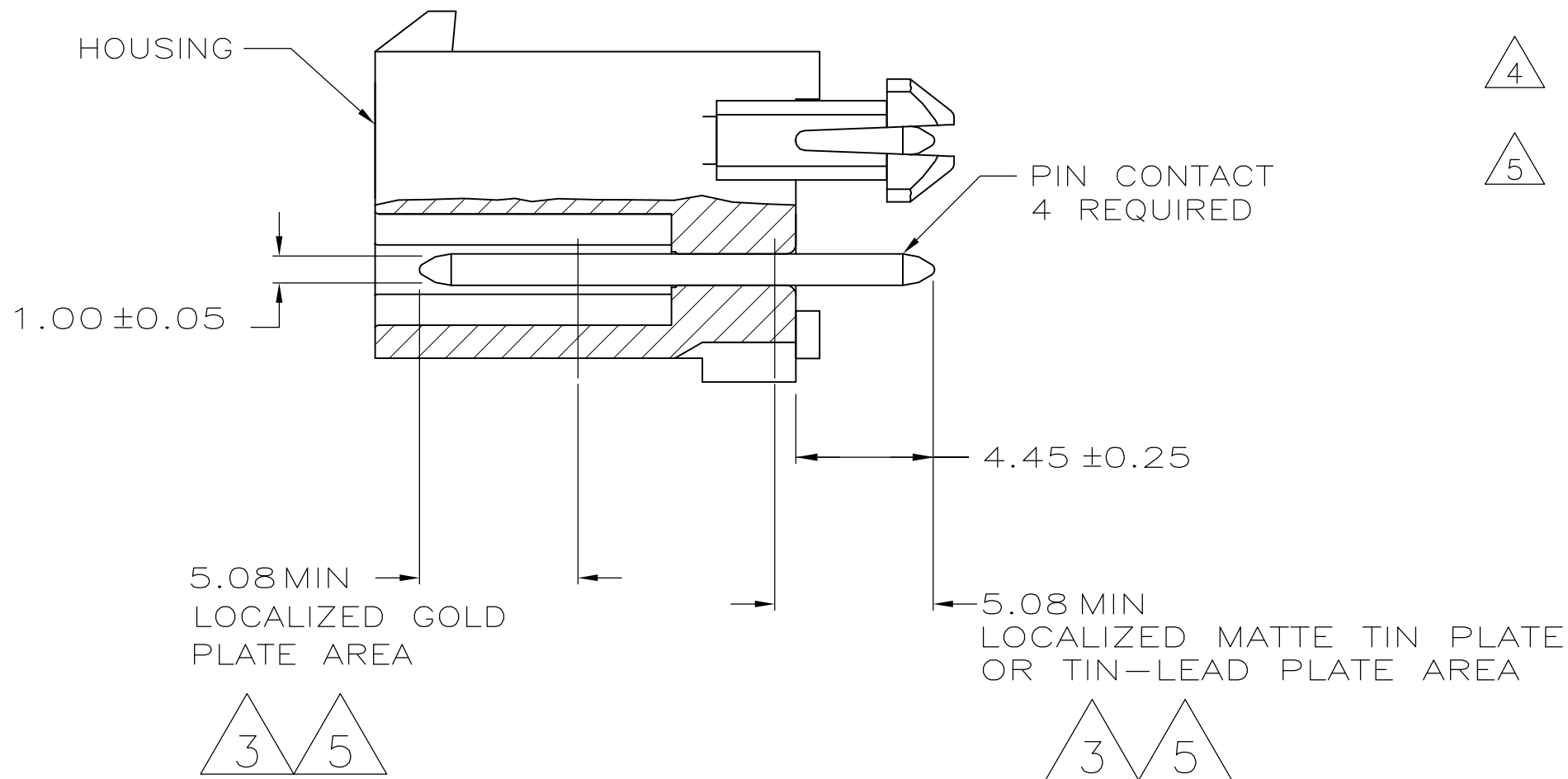
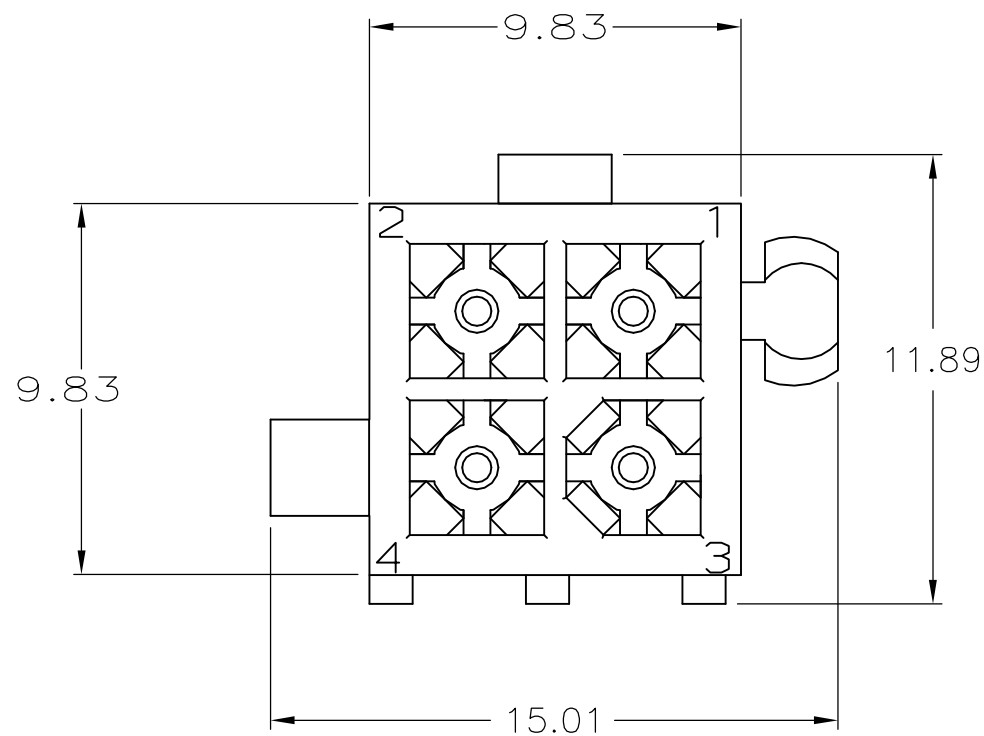
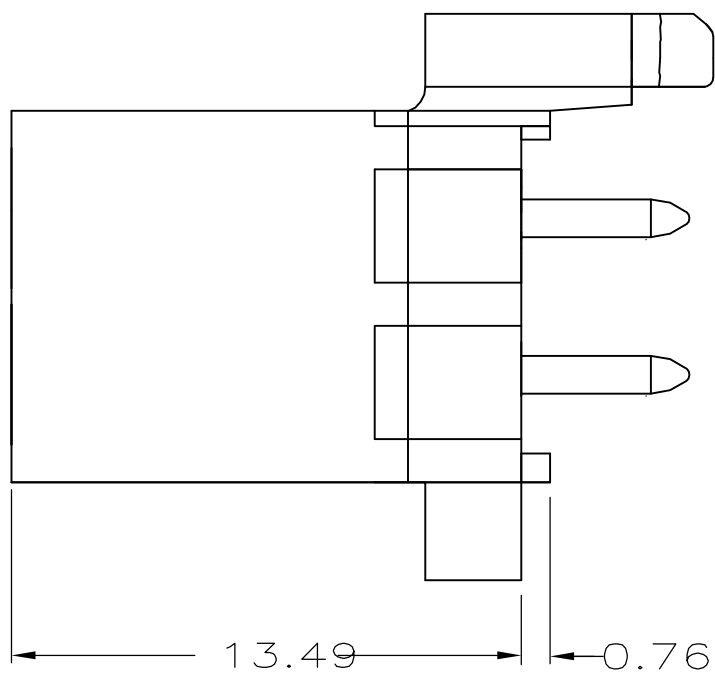


LOC	DIST	REVISIONS					
		P	LTR	DESCRIPTION	DATE	DWN	APVD
CM	0		M	REVISED PER ECR-15-010337	22JUL2015	RK	SC

- 1 PINS TO COMPLY WITH AMP SOLDERABILITY SPEC. 109-11-3.
- 2 0.00381 MIN MATTE TIN LEAD PLATE OVER 0.00127 MIN NICKEL.
- 3 0.00076 MIN GOLD PLATE IN THE LOCALIZED PLATE AREA, 0.00381 MATTE TIN LEAD IN THE LOCALIZED PLATE AREA, BOTH OVER 0.00127 MIN NICKEL.
- 4 0.00381 MIN MATTE TIN PLATE OVER 0.00127 MIN NICKEL.
- 5 0.00076 MIN GOLD PLATE IN THE LOCALIZED PLATE AREA, 0.00381 MATTE TIN IN THE LOCALIZED PLATE AREA, BOTH OVER 0.00127 MIN NICKEL.



RECOMMENDED LAYOUT FOR 1.57 THICK BOARD
TOLERANCES NON-ACCUMULATIVE



BRASS, TIN	4	NYLON, UL94V-0	BLACK	5-770174-0
BRASS, GOLD	5	NYLON, UL94V-0	WHITE	1-770174-1
BRASS, TIN	4	NYLON, UL94V-0	WHITE	1-770174-0
BRASS, GOLD	3	NYLON, UL94V-0	WHITE	770174-2
BRASS, TIN-LEAD	2	NYLON, UL94V-0	WHITE	770174-1
MATERIAL	FINISH	MATERIAL	COLOR	PART NO.
PIN		HOUSING		

THIS DRAWING IS A CONTROLLED DOCUMENT.

DIMENSIONS:
mm

MATERIAL
-

TOLERANCES UNLESS OTHERWISE SPECIFIED:

0 PLC ± -
1 PLC ± -
2 PLC ± 0.13
3 PLC ± -
4 PLC ± -
ANGLES ± -
FINISH -

DWN
S CARPENTER
CHK
R JONES
APVD
R JONES
PRODUCT SPEC
APPLICATION SPEC
WEIGHT
-

08JUN05
28/JUL2003
28JUL2003

CUSTOMER DRAWING

TE Connectivity

NAME
HEADER ASSEMBLY, 4 CKT,
MINI UNIVERSAL MATE-N-LOK
-

SIZE
A2

CAGE CODE
00779

DRAWING NO
C=770174

RESTRICTED TO
-

SCALE
5:1

SHEET
1 of 1

REV
M

Mouser Electronics

Authorized Distributor

Click to View Pricing, Inventory, Delivery & Lifecycle Information:

[TE Connectivity:](#)

[5-770174-0](#)