

PCB terminal block - PT 1,5/ 2-5,0-V - 1935310

Please be informed that the data shown in this PDF Document is generated from our Online Catalog. Please find the complete data in the user's documentation. Our General Terms of Use for Downloads are valid (<http://phoenixcontact.com/download>)

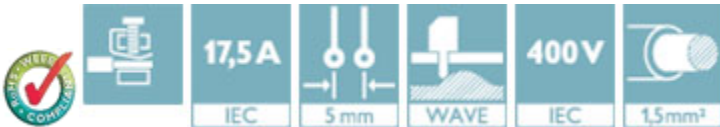
PCB terminal block, Nominal current: 17.5 A, Nom. voltage: 400 V, Pitch: 5 mm, Number of positions: 2, Connection method: Screw connection with wire protector, Mounting: Wave soldering, Conductor/PCB connection direction: 90 °, Color: green, Also possible: Connection of a 1.5 mm² conductor with ferrule, then however with reduction in rated voltage or degree of pollution / surge category.



The figure shows a 10-position version of the product

Product Features

- Well-known connection principle allows worldwide use
- Low temperature rise, thanks to maximum contact force
- High terminal block capacity thanks to rectangular terminal block space
- Allows connection of two conductors
- The latch on the side enables various numbers of positions to be combined



Key Commercial Data

Packing unit	1 pc
Minimum order quantity	250 pc
Weight per Piece (excluding packing)	2.03 g
Custom tariff number	85369010
Country of origin	Germany

Technical data

Dimensions

Length	11.3 mm
Pitch	5.00 mm
Dimension a	5 mm
Constructional height	9 mm
Height	9 mm
Length of the solder pin	3.5 mm

PCB terminal block - PT 1,5/ 2-5,0-V - 1935310

Technical data

Dimensions

Pin dimensions	1,0 mm
Pin spacing	5 mm
Hole diameter	1.3 mm

General

Range of articles	PT 1,5/..-V
Insulating material group	I
Rated surge voltage (III/3)	4 kV
Rated surge voltage (III/2)	4 kV
Rated surge voltage (II/2)	4 kV
Rated voltage (III/3)	250 V
Rated voltage (III/2)	400 V
Rated voltage (II/2)	630 V
Connection in acc. with standard	EN-VDE
Nominal current I_N	17.5 A
Nominal cross section	1.5 mm ²
Maximum load current	17.5 A
Insulating material	PA
Solder pin surface	Sn
Flammability rating according to UL 94	V0
Internal cylindrical gage	A1
Stripping length	5 mm
Number of positions	2
Screw thread	M2,6
Tightening torque, min	0.35 Nm
Tightening torque max	0.4 Nm

Connection data

Conductor cross section solid min.	0.2 mm ²
Conductor cross section solid max.	2.5 mm ²
Conductor cross section flexible min.	0.2 mm ²
Conductor cross section flexible max.	2.5 mm ²
Conductor cross section flexible, with ferrule without plastic sleeve min.	0.25 mm ²
Conductor cross section flexible, with ferrule without plastic sleeve max.	1.5 mm ²
Conductor cross section flexible, with ferrule with plastic sleeve min.	0.25 mm ²
Conductor cross section flexible, with ferrule with plastic sleeve max.	1.5 mm ²
Conductor cross section AWG min.	26
Conductor cross section AWG max.	14

PCB terminal block - PT 1,5/ 2-5,0-V - 1935310

Technical data

Connection data

2 conductors with same cross section, solid min.	0.2 mm ²
2 conductors with same cross section, solid max.	0.75 mm ²
2 conductors with same cross section, stranded min.	0.2 mm ²
2 conductors with same cross section, stranded max.	0.75 mm ²
2 conductors with same cross section, stranded, ferrules without plastic sleeve, min.	0.25 mm ²
2 conductors with same cross section, stranded, ferrules without plastic sleeve, max.	0.34 mm ²
2 conductors with same cross section, stranded, TWIN ferrules with plastic sleeve, min.	0.5 mm ²
2 conductors with same cross section, stranded, TWIN ferrules with plastic sleeve, max.	0.75 mm ²

Standards and Regulations

Connection in acc. with standard	EN-VDE
	CUL
Flammability rating according to UL 94	V0

Classifications

eCl@ss

eCl@ss 4.0	272607xx
eCl@ss 4.1	27141109
eCl@ss 5.0	27141190
eCl@ss 5.1	27141190
eCl@ss 6.0	27261101
eCl@ss 7.0	27440401
eCl@ss 8.0	27440401
eCl@ss 9.0	27440401

ETIM

ETIM 3.0	EC001121
ETIM 4.0	EC002643
ETIM 5.0	EC002643

UNSPSC

UNSPSC 6.01	30211801
UNSPSC 7.0901	39121432
UNSPSC 11	34131203
UNSPSC 12.01	39121432

PCB terminal block - PT 1,5/ 2-5,0-V - 1935310

Classifications

UNSPSC

UNSPSC 13.2	39121432
-------------	----------

Approvals

Approvals


Approvals


UL Recognized / cUL Recognized / CCA / VDE Gutachten mit Fertigungsüberwachung / CCA / IEC60384-14 Scheme / EAC / SEV / EAC / cULus Recognized

Ex Approvals

Approvals submitted

Approval details

UL Recognized 		
	B	D
mm ² /AWG/kcmil	26-12	26-12
Nominal current I _N	18 A	10 A
Nominal voltage U _N	300 V	300 V


cUL Recognized 		
	B	D
mm ² /AWG/kcmil	26-12	26-12
Nominal current I _N	18 A	10 A
Nominal voltage U _N	300 V	300 V

CCA	
mm ² /AWG/kcmil	2.5
Nominal current I _N	16 A


PCB terminal block - PT 1,5/ 2-5,0-V - 1935310

Approvals

Nominal voltage UN	250 V
--------------------	-------

VDE Gutachten mit Fertigungsüberwachung 	
mm ² /AWG/kcmil	0.2-2.5
Nominal current IN	24 A
Nominal voltage UN	250 V


CCA	
mm ² /AWG/kcmil	0.2-2.5
Nominal current IN	24 A
Nominal voltage UN	250 V

IECEE CB Scheme 	
mm ² /AWG/kcmil	0.2-2.5
Nominal current IN	24 A
Nominal voltage UN	250 V

EAC	
-----	--

SEV	
mm ² /AWG/kcmil	2.5
Nominal current IN	16 A
Nominal voltage UN	250 V

EAC	
-----	--

cULus Recognized 	
--	--

PCB terminal block - PT 1,5/ 2-5,0-V - 1935310

Accessories

Accessories

Labeled terminal marker

Marker card - SK 5/3,8:FORTL.ZAHLEN - 0804183



Marker card, Card, white, labeled, Horizontal: Consecutive numbers 1 - 10, 11 - 20, etc. up to 91 - (99)100, Mounting type: Adhesive, for terminal block width: 5 mm, Lettering field: 5 x 3.8 mm

Screwdriver tools

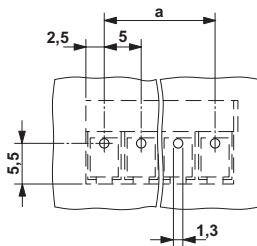
Screwdriver - SZS 0,6X3,5 - 1205053



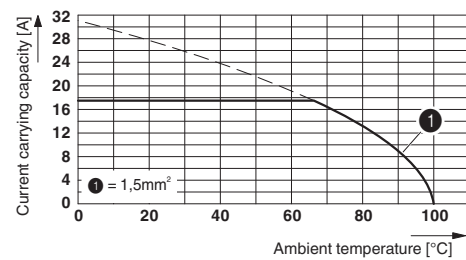
Actuation tool, for ST terminal blocks, insulated, also suitable for use as a bladed screwdriver, size: 0.6 x 3.5 x 100 mm, 2-component grip, with non-slip grip

Drawings

Drilling diagram



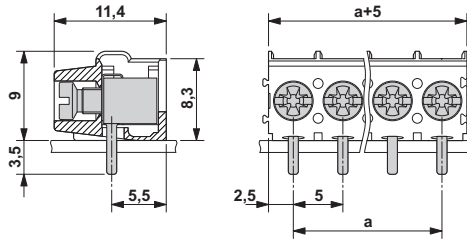
Diagram



Derating diagram for 5 pins;reduction factor=1

PCB terminal block - PT 1,5/ 2-5,0-V - 1935310

Dimensional drawing



Mouser Electronics

Authorized Distributor

Click to View Pricing, Inventory, Delivery & Lifecycle Information:

[Phoenix Contact:](#)

[1935310](#) [1709678](#)