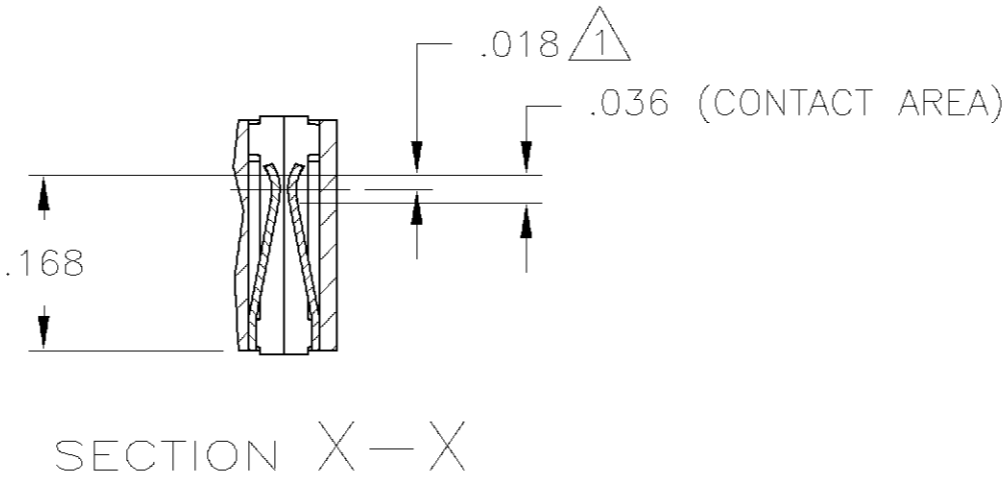
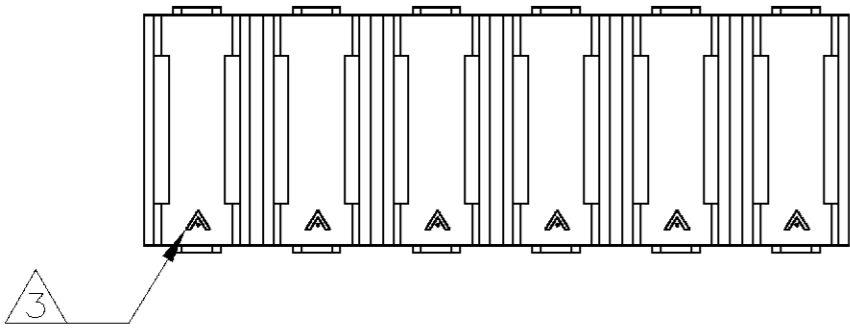


LOC	DIST	REVISIONS					
		P	LTR	DESCRIPTION	DATE	DWN	APVD
AD	00		B	REV PER OG3C-0229-01	05SEP01	MB	DS



- 1

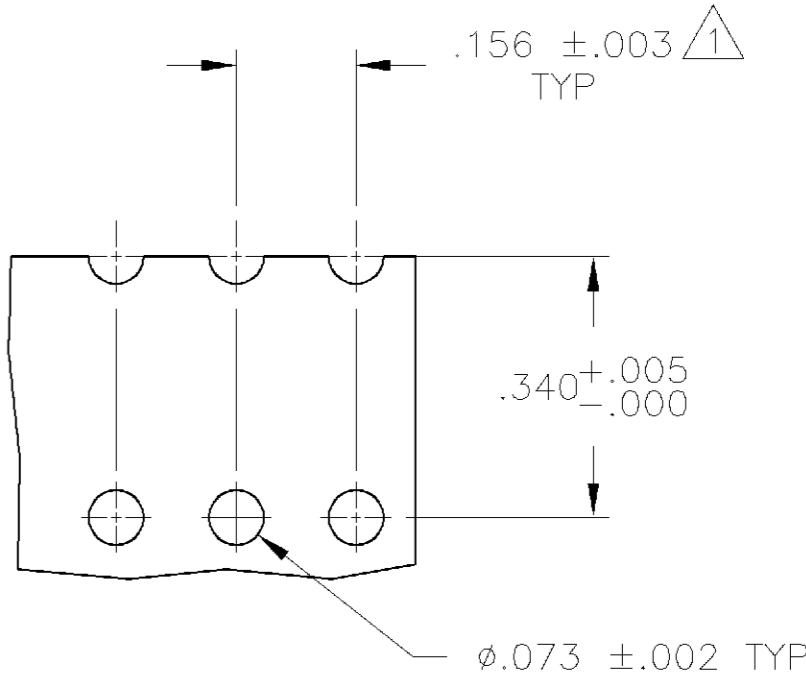
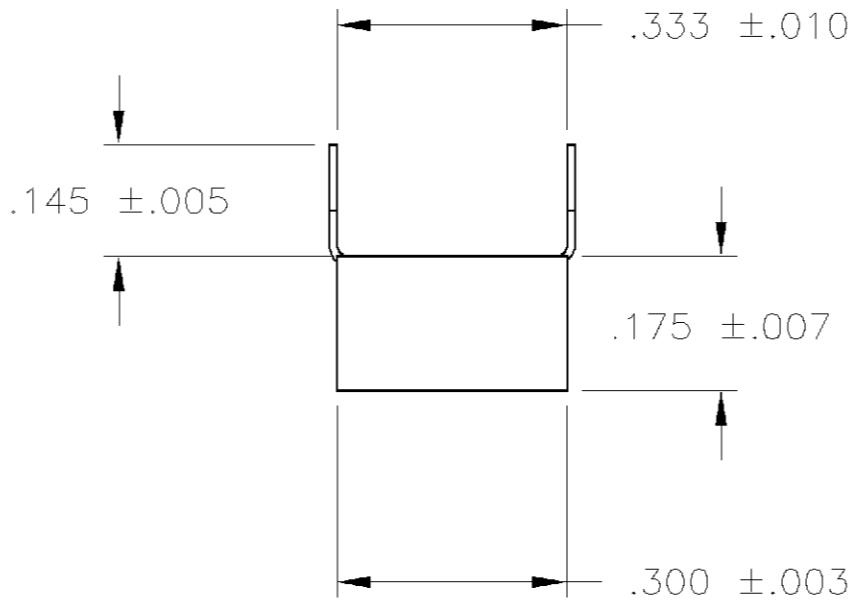
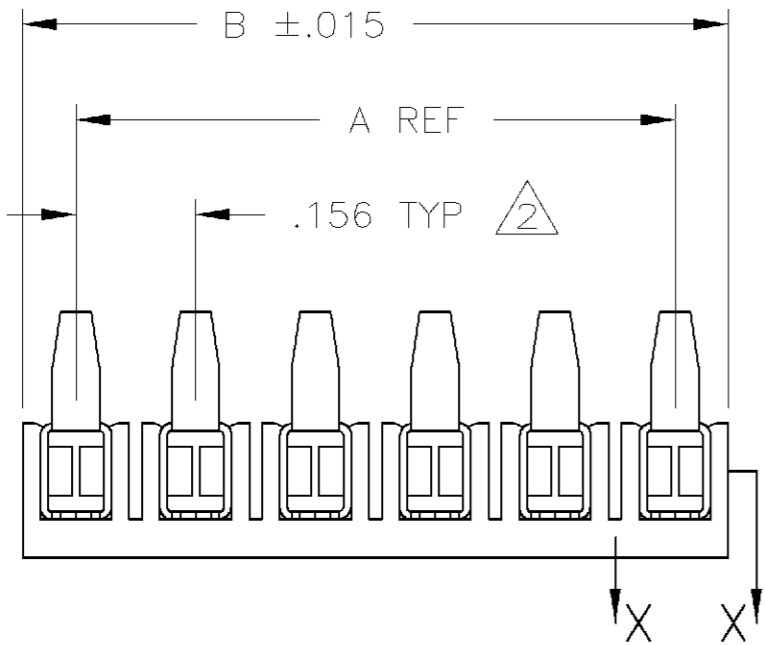
POINT OF MEASUREMENT FOR PLATING THICKNESS (INSIDE OF BEAMS).
- 2

TOLERANCE NON-CUMULATIVE.
- 3

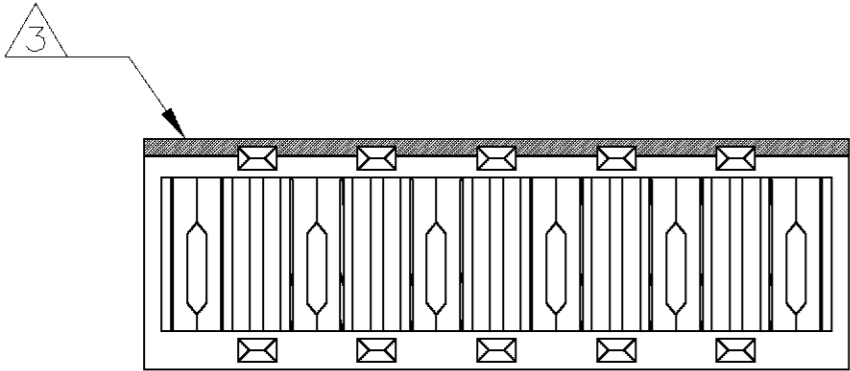
THE MATING END OF THE CONTACT IS IDENTIFIED BY THE LETTER "A" STAMPED ON THE RECEPTACLE BOX AS WELL AS THE WHITE STRIPE LOCATED ON THE TOP OF THE HOUSING.
- 4

MATERIAL: HOUSING- FLAME RETARDANT THERMOPLASTIC, COLOR- BLACK.
CONTACTS- PHOS BRONZE.
- 5

FINISH: CONTACTS- .000079 MIN THK TIN PLATE.



RECOMMENDED BOARD MOUNTING
(RECOMMENDED BOARD THICKNESS: .055-.103)



1.872	1.716	12	1-147534-2
B	A	NO OF POSN	ASSEMBLY PART NUMBER

THIS DRAWING IS A CONTROLLED DOCUMENT.		DWN R BROWN	03NOV00	tyco Electronics Tyco Electronics Corporation City, State, Zip					
		CHK M ZITTO	02NOV00						
DIMENSIONS: INCHES		TOLERANCES UNLESS OTHERWISE SPECIFIED:		APVD M ZITTO	02NOV00	NAME			
		0 PLC ± - 1 PLC ± - 2 PLC ± - 3 PLC ± .005 4 PLC ± - ANGLES ± -		PRODUCT SPEC 108-25,016	ASSY, MOD I, BOARD MOUNT RECP, .156 CL, HIGH PRESSURE, TYPE C, FOR ROUND HOLE MOUNTING				
MATERIAL SEE NOTE 4	FINISH SEE NOTE 5	APPLICATION SPEC 114-25,004		SIZE	CAGE CODE	DRAWING NO	RESTRICTED TO		
		WEIGHT -		A2	00779	C=147534	-		
CUSTOMER DRAWING				SCALE	4:1	SHEET	1 OF 1	REV	B

Mouser Electronics

Authorized Distributor

Click to View Pricing, Inventory, Delivery & Lifecycle Information:

[TE Connectivity:](#)

[1-147534-2](#)