

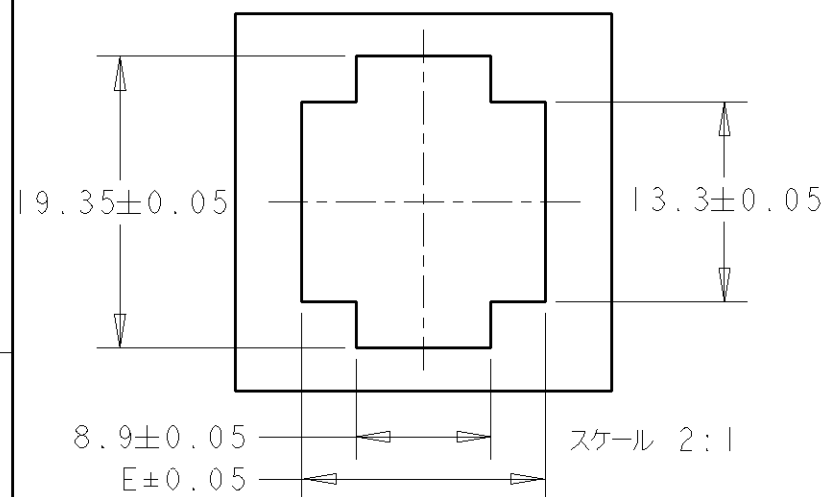
THIS DRAWING IS UNPUBLISHED.

RELEASED FOR PUBLICATION

© COPYRIGHT

ALL RIGHTS RESERVED.

LOC	DIST	REVISIONS				
		P	LTR	DESCRIPTION	DATE	DWN APVD
J	-	P		REVISED PER ECO-11-005294	11APR11	RK HMR

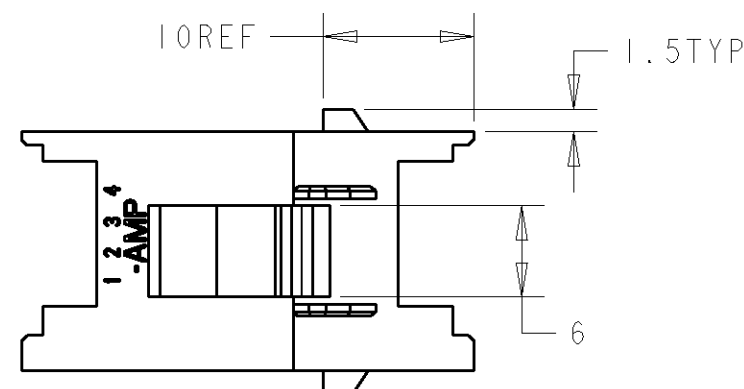


パネル加工推奨寸法図

RECOMMENDED PANEL LAYOUT

(適用パネル厚: 1.0-2.0)

(APPLICABLE PANEL THICKNESS: 1.0-2.0)



注記

1: 材料: ハウジング: ガラス入り熱可塑性ポリエステル樹脂, 94V-0, 黒

コンタクト: 銅合金

2: メッキ: コンタクト: 全面 Ni 下地

接点部: 0.2μm MIN 金メッキ

3: 金属パネルの場合、コネクタ取付方向を/ ンチ加工方向にしてください。

4: プラスチックパネルの場合、穴端部に R 無き様ご配慮ください。

NOTE

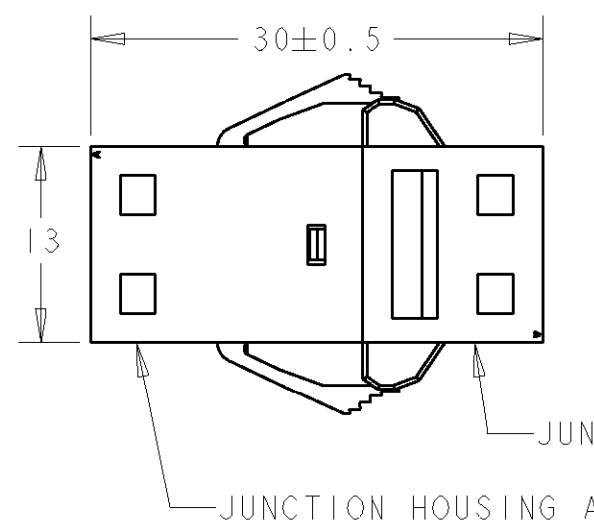
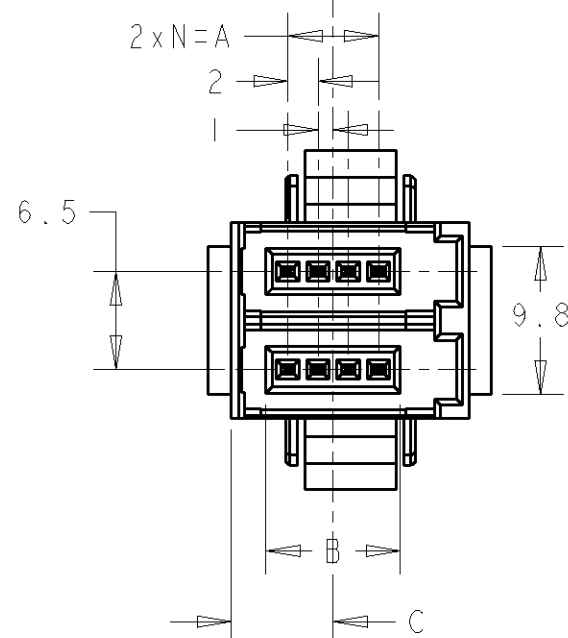
1: MATERIAL. HOUSING: GLASS FILLED THERMOPLASTIC, 94V-0, BLACK
CONTACT: COPPER ALLOY

2: FINISH. UNDERPLATE: Ni 1.27μm min.

CONTACT AREA: Au 0.2μm min.

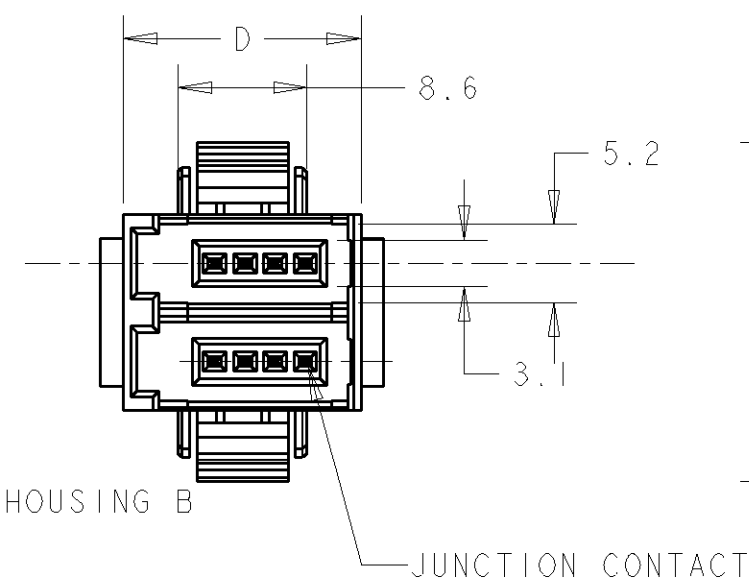
3: INSERT CONN. FROM PRESS DIRECTION SIDE FOR METAL PANEL.

4: EDGE OF THICKNESS WAY MUST NOT ROUND FOR MOLDED PANEL.

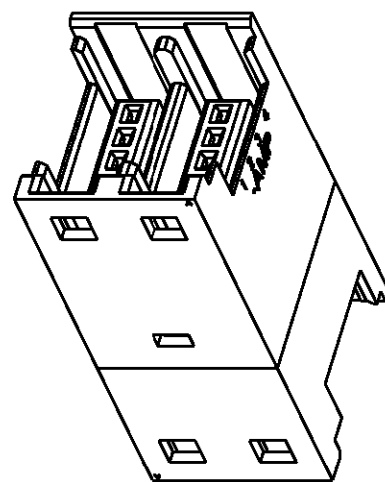
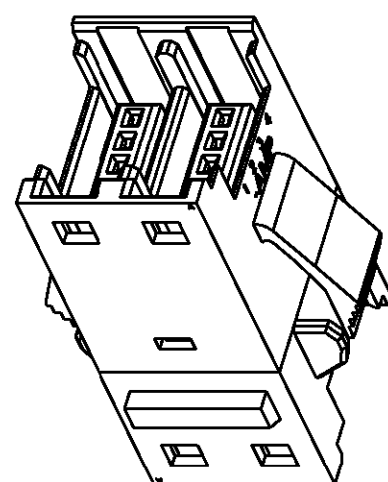


JUNCTION HOUSING B

JUNCTION HOUSING A



JUNCTION CONTACT



F/H	16.1	15.8	6.75	8.9	6	3	4	5-1473574-4
F/H	14.1	13.8	5.75	6.9	4	2	3	5-1473574-3
P/M	16.1	15.8	6.75	8.9	6	3	4	1473574-4
P/M	14.1	13.8	5.75	6.9	4	2	3	1473574-3
TYPE	E	D	C	B	A	N	POS	PART NUMBER

DIMENSIONS: mm		TOLERANCES UNLESS OTHERWISE SPECIFIED:		DWN D. MITSUGI	10SEP2001	TE Connectivity		
				CHK S. MANABE	10SEP2001			
				APVD S. MANABE	10SEP2001	NAME JUNCTION BOX (4D) FOR E-CON - RITS CONN. -		
				PRODUCT SPEC 108-5765				
				APPLICATION SPEC -				
MATERIAL -		FINISH -		WEIGHT -		SIZE A3	CAGE CODE 00779	DRAWING NO C=1473574
				CUSTOMER DRAWING		SCALE 2:1	SHEET 1	OF 1
						REV P		

Mouser Electronics

Authorized Distributor

Click to View Pricing, Inventory, Delivery & Lifecycle Information:

[TE Connectivity:](#)

[5-1473574-3](#)