

THIS DRAWING IS UNPUBLISHED.

RELEASED FOR PUBLICATION SEPT , 2006.

© COPYRIGHT 2006 By -

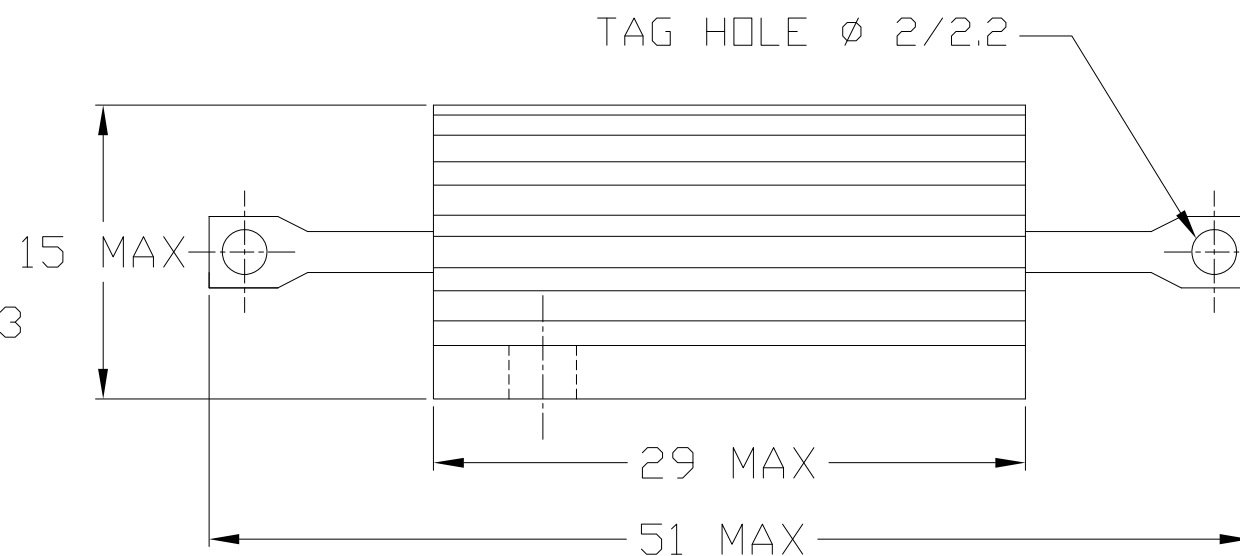
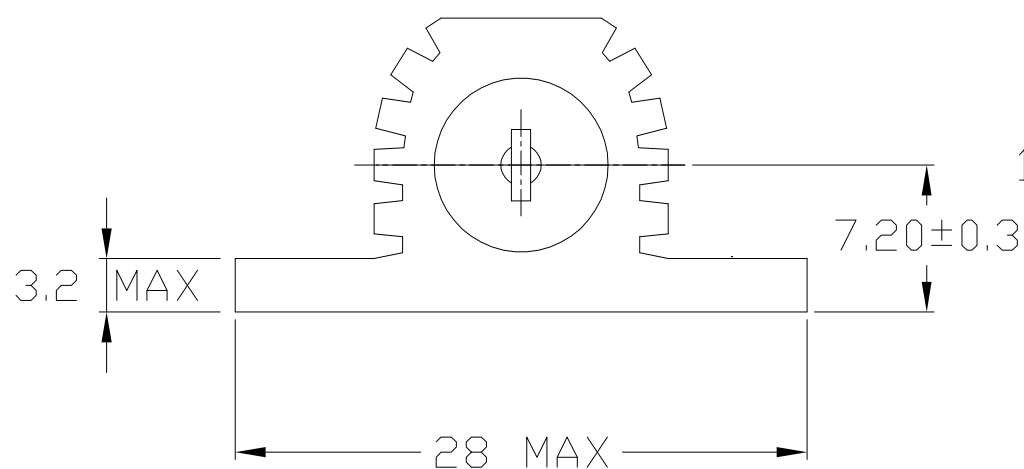
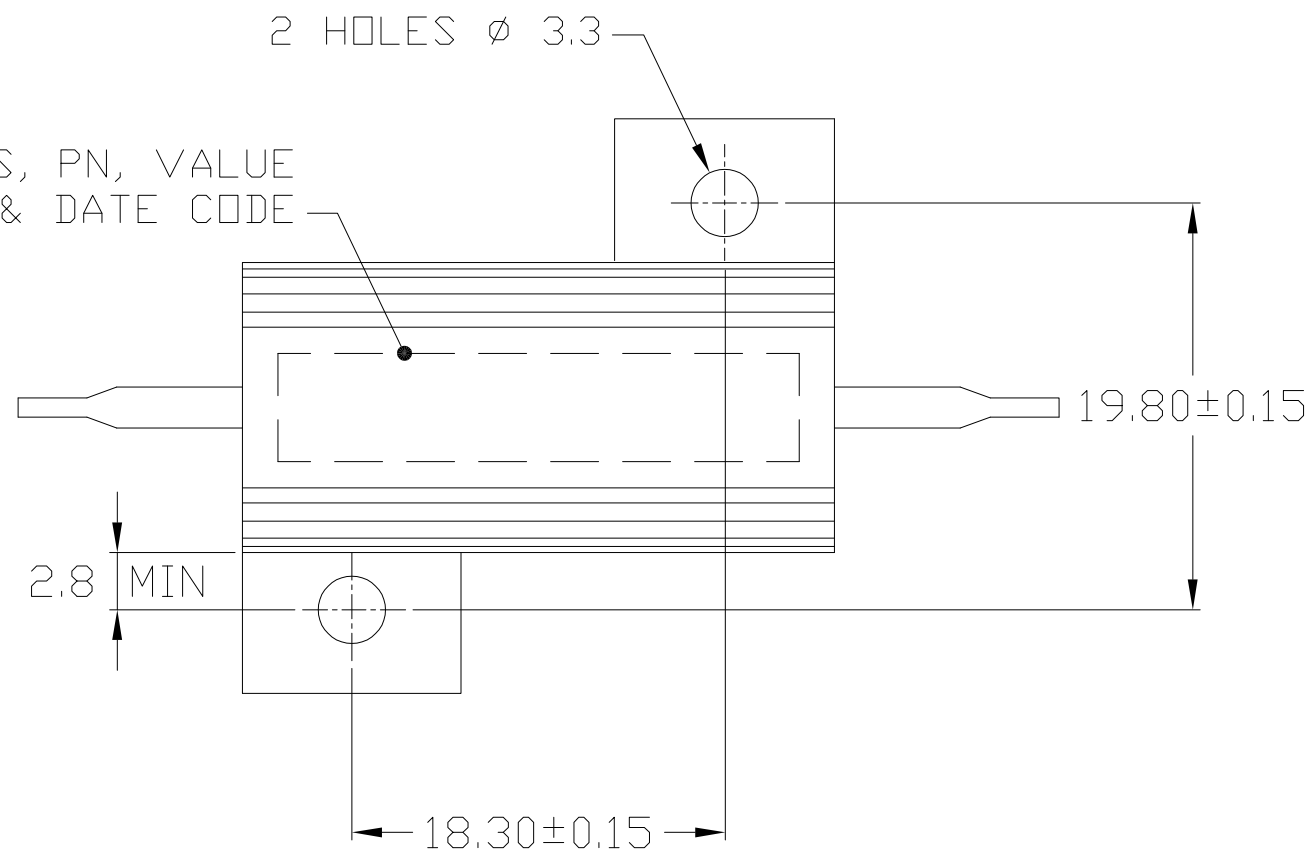
ALL RIGHTS RESERVED.

LOC	DIST	REVISIONS			
P	LTR	DESCRIPTION	DATE	DWN	APVD
E	B	A1	REVISED PER ECO-11-005150	21MAR11	RK HMR

TECHNICAL SPECIFICATION

DISSIPATION AT 25° C 25 WATTS MOUNTED ON STD HEATSINK
 BS OHMIC RANGE R01 TO 20K
 STABILITY ΔR ≤1% per 1000hrs
 ISOLATION VOLTAGE 2500V DC/AC pk
 MAX WORKING VOLTAGE 550V DC/AC rms
 TEMP COEFFICIENT <100R ±50ppm/°C
 >100R ±30ppm/°C
 CLIMATIC CATAGORY 55/200/56

TYCO, CGS, PN, VALUE
 TOLERANCE & DATE CODE



FOR A SPECIFIC PN FOR A RESISTANCE VALUE AND TOLERANCE, PLEASE REFER TO DMF.

RoHS Compliant

THIS DRAWING IS A CONTROLLED DOCUMENT.		DWN R BLANCH 19SEPT06	STE TE Connectivity		
DIMENSIONS: mm		CHK J CATCHPOLE 19SEPT06			
TOLERANCES UNLESS OTHERWISE SPECIFIED:		APVD J CATCHPOLE 19SEPT06	NAME THS25 METAL CLAD RESISTOR		
0 PLC ± 0.5		PRODUCT SPEC	-		
1 PLC ± 0.2		APPLICATION SPEC	-		
2 PLC ± 0.1		WEIGHT	SIZE A3	CAGE CODE 00779	DRAWING NO C-1879075
3 PLC ± -		MATERIAL -	RESTRICTED TO -		
4 PLC ± -			CUSTOMER DRAWING		
ANGLES ± 5°		FINISH -	SCALE NTS	SHEET 1 OF 1	REV A1

Mouser Electronics

Authorized Distributor

Click to View Pricing, Inventory, Delivery & Lifecycle Information:

[TE Connectivity:](#)

[THS25R05J](#)