



# 80×80×25 mm

San Ace 80L 9LG type

## General Specifications

- Material ..... Frame: Aluminum, Impeller: Plastic (Flammability: UL 94V-1)
- Expected life ..... See the table below. (L10 life: 90% survival rate for continuous operation in free air at 60°C, rated voltage)
- Motor protection function ..... Locked rotor burnout protection, Reverse polarity protection  
For details, please refer to p. 547.
- Dielectric strength ..... 50/60 Hz, 500 VAC, for 1 minute (between lead wire conductors and frame)
- Insulation resistance ..... 10 MΩ or more with a 500 VDC megger (between lead wire conductors and frame)
- Sound pressure level (SPL) ..... At 1 m away from the air inlet
- Storage temperature ..... -30 to +70°C (Non-condensing)
- Lead wire ..... ⊕Red ⊖Black (Sensor) Yellow (Control) Brown  
(For models without PWM control function, there is no speed control wiring.)
- Mass ..... 130 g

## Specifications

The models listed below **have pulse sensors with PWM control function.**

Model no.	Rated voltage [V]	Operating voltage range [V]	PWM duty cycle* [%]	Rated current [A]	Rated input [W]	Rated speed [min <sup>-1</sup> ]	Max. airflow [m <sup>3</sup> /min] [CFM]	Max. static pressure [Pa] [inchH <sub>2</sub> O]	SPL [dB (A)]	Operating temperature [°C]	Expected life [h]
9LG0812P4J001	12	10.8 to 13.2	100	0.6	7.2	7400	2.07 73.0	177 0.71	49	-20 to +70	180000/60°C
			20	0.06	0.72	1800	0.5 17.6	10.4 0.04	16		
9LG0812P4G001			100	0.3	3.6	5500	1.54 54.3	98 0.39	43		
			25	0.05	0.6	1400	0.39 13.7	6.3 0.02	14		
9LG0812P4H001			100	0.12	1.44	3700	1.03 36.3	44 0.17	31		
			25	0.04	0.48	1100	0.3 10.5	3.9 0.01	13		
9LG0824P4J001	24	21.6 to 26.4	100	0.28	6.72	7400	2.07 73.0	177 0.71	49		
			20	0.05	1.2	2400	0.67 23.6	18.6 0.07	22		
9LG0824P4G001			100	0.14	3.36	5500	1.54 54.3	98 0.39	43		
			20	0.02	0.48	1200	0.33 11.6	4.6 0.01	13		
9LG0824P4H001			100	0.05	1.2	3700	1.03 36.3	44 0.17	31		
			30	0.02	0.48	1100	0.3 10.5	3.9 0.01	13		

\* PWM frequency: 25 kHz. Fan does not rotate when PWM duty cycle is 0%.

The following sensor and control options are available for selection.

Available for all models. **Lock sensor**

Differs according to the model. Refer to the table on p. 576. **Without sensor** **Pulse sensor**

The models listed below **have pulse sensors.**

Model no.	Rated voltage [V]	Operating voltage range [V]	Rated current [A]	Rated input [W]	Rated speed [min <sup>-1</sup> ]	Max. airflow [m <sup>3</sup> /min] [CFM]	Max. static pressure [Pa] [inchH <sub>2</sub> O]	SPL [dB (A)]	Operating temperature [°C]	Expected life [h]
9LG0812S4001	12	6 to 13.2	0.17	2.04	4200	1.17 41.3	56 0.22	35	-20 to +70	180000/60°C
9LG0812F4001			0.1	1.2	3300	0.92 32.5	35 0.14	29		
9LG0812M4001			0.08	0.96	2900	0.8 28.3	27 0.11	25		
9LG0812L4001		8 to 13.2	0.06	0.72	2300	0.64 22.6	17 0.068	22		
9LG0824S4001	24	12 to 26.4	0.07	1.68	4200	1.17 41.3	56 0.22	35		
9LG0824F4001			0.045	1.08	3300	0.92 32.5	35 0.14	29		
9LG0824M4001			0.04	0.96	2900	0.8 28.3	27 0.11	25		
9LG0824L4001		14 to 26.4	0.03	0.72	2300	0.64 22.6	17 0.068	22		

The following sensor and control options are available for selection.

Available for all models. **Without sensor** **Lock sensor**

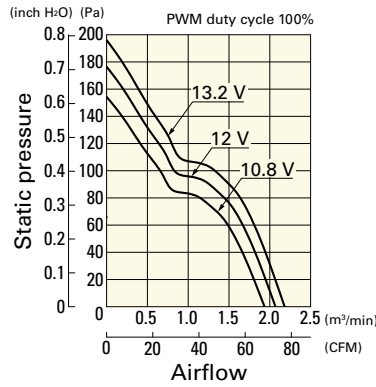
# Airflow - Static Pressure Characteristics / PWM Duty - Speed Characteristics Example

**9LG0812P4J001** With pulse sensor with PWM control function

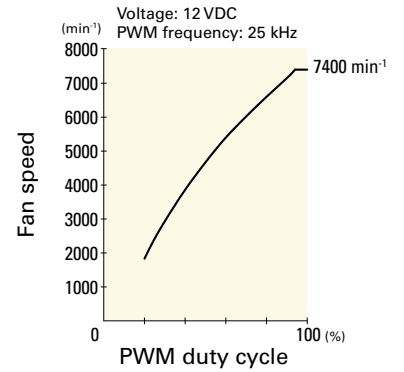
PWM duty cycle



Operating voltage range



PWM duty - Speed characteristics example



**9LG0812P4G001** With pulse sensor with PWM control function

PWM duty cycle



Operating voltage range



PWM duty - Speed characteristics example

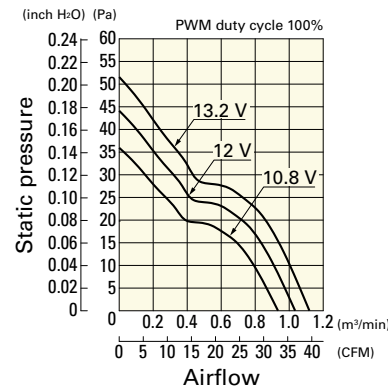


**9LG0812P4H001** With pulse sensor with PWM control function

PWM duty cycle



Operating voltage range



PWM duty - Speed characteristics example



**9LG0824P4J001** With pulse sensor with PWM control function

PWM duty cycle



Operating voltage range



PWM duty - Speed characteristics example



# Airflow - Static Pressure Characteristics / PWM Duty - Speed Characteristics Example

**9LG0824P4G001** With pulse sensor with PWM control function

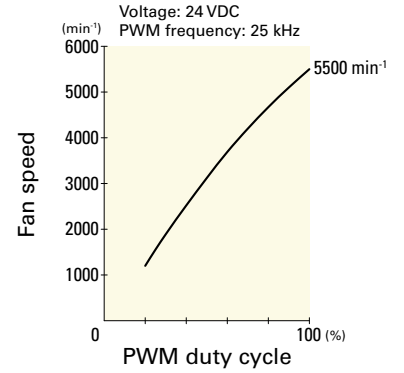
PWM duty cycle



Operating voltage range



PWM duty - Speed characteristics example



**9LG0824P4H001** With pulse sensor with PWM control function

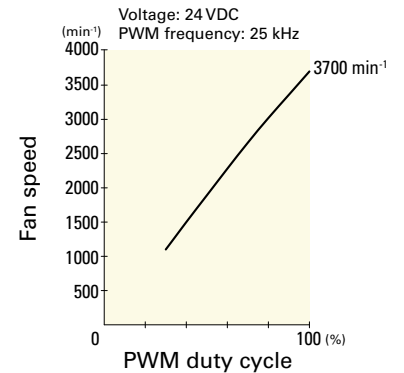
PWM duty cycle



Operating voltage range



PWM duty - Speed characteristics example



**9LG0812S4001** With pulse sensor

Operating voltage range



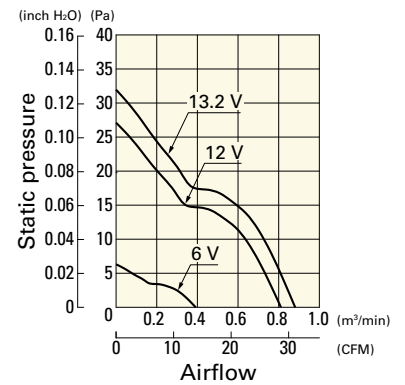
**9LG0812F4001** With pulse sensor

Operating voltage range



**9LG0812M4001** With pulse sensor

Operating voltage range



**9LG0812L4001** With pulse sensor

Operating voltage range



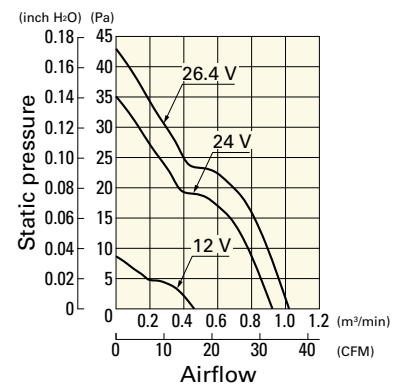
**9LG0824S4001** With pulse sensor

Operating voltage range



**9LG0824F4001** With pulse sensor

Operating voltage range



DC

Long Life Fan 80 mm sq.

## Airflow - Static Pressure Characteristics

**9LG0824M4001** With pulse sensor

Operating voltage range



**9LG0824L4001** With pulse sensor

Operating voltage range



## Dimensions (unit: mm)



## Reference Dimensions of Mounting Holes and Vent Opening (unit: mm)



## Options

Finger guards

page: p. 532

Model no.: 109-049E, 109-049H, 109-049C

Resin finger guards

page: p. 539

Model no.: 109-1002G

Resin filter kits

page: p. 540

Model no.: 109-1002F13 (13PPI), 109-1002F20 (20PPI),  
109-1002F30 (30PPI), 109-1002F40 (40PPI)

# Mouser Electronics

Authorized Distributor

Click to View Pricing, Inventory, Delivery & Lifecycle Information:

## Sanyo Denki:

[9LG0812P4J001](#) [9LG0824P4H001](#) [9LG0824P4G001](#) [9LG0812P4H001](#) [9LG0824P4J001](#) [9LG0812P4G001](#)  
[9LG0824G4002](#) [9LG0824G4D001](#) [9LG0812H4001](#) [9LG0824H4002](#) [9LG0812H4D001](#) [9LG0812H4002](#)  
[9LG0824H4001](#) [9LG0824H4D001](#) [9LG0812J4002](#) [9LG0812J4D001](#) [9LG0824J4D001](#)