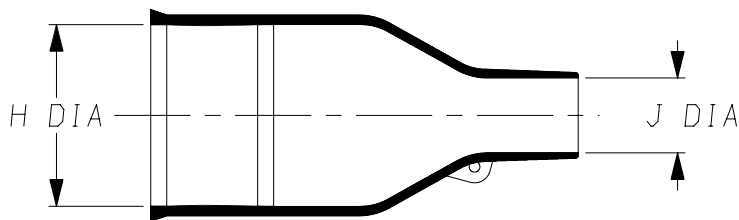
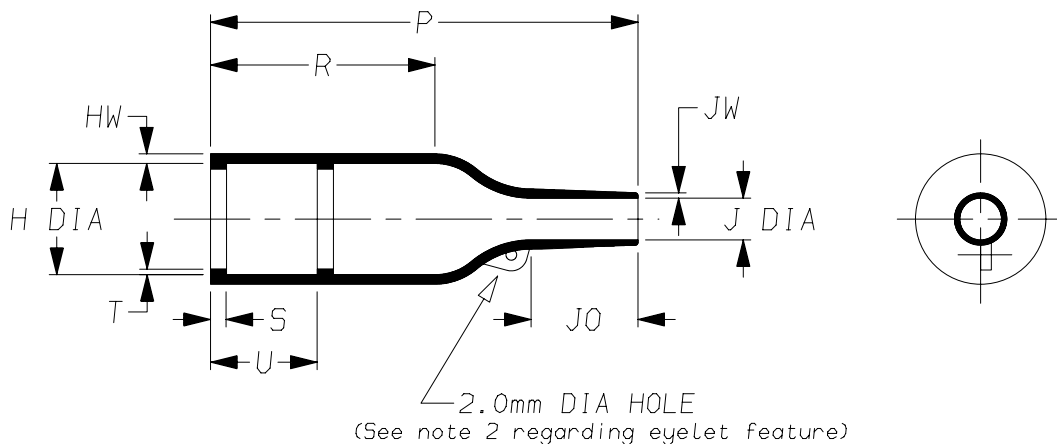


a) Part as supplied.

202K1**-12-01



b) Part after unrestricted recovery.



DIMENSIONS in millimetres
(in inches, for reference)

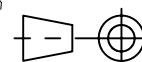
Part No.	H		J		P	R	S	T	U	J0	HW	JW
	Min	Max	Min	Max	±10%	±10%	±10%	±10%	±10%	±10%	±20%	±20%
	a	b	a	b	b	b	b	b	b	b	b	b
202K121-12-01	24 (0.94)	10.4 (0.41)	12 (0.47)	5.6 (0.22)	26 (1.02)	9 (0.35)	3.0 (0.12)	1.0 (0.04)	①	8.5 (0.33)	1.6 (0.06)	0.5 (0.02)
202K132-12-01	30 (1.18)	14.2 (0.56)	14 (0.55)	5.9 (0.23)	43 (1.69)	20 (0.79)	3.0 (0.12)	1.0 (0.04)	①	11.5 (0.45)	1.8 (0.07)	1.0 (0.04)
202K142-12-01	31 (1.22)	18.0 (0.71)	15 (0.59)	7.1 (0.28)	47 (1.85)	15 (0.59)	3.0 (0.12)	1.0 (0.04)	①	17.0 (0.67)	1.8 (0.07)	1.0 (0.04)
202K153-12-01	36 (1.42)	22.4 (0.88)	18 (0.71)	8.4 (0.33)	60 (2.36)	22 (0.87)	3.0 (0.12)	1.0 (0.04)	①	19.5 (0.77)	2.0 (0.08)	1.0 (0.04)
202K163-12-01	42 (1.65)	28.2 (1.11)	21 (0.83)	9.9 (0.39)	79 (3.11)	41 (1.61)	3.0 (0.12)	1.7 (0.07)	20 (0.79)	21.0 (0.83)	2.2 (0.09)	1.0 (0.04)
202K174-12-01	60 (2.36)	35.1 (1.38)	35 (1.38)	15.7 (0.62)	110 (4.33)	52 (2.05)	3.0 (0.12)	1.7 (0.07)	20 (0.79)	39.0 (1.54)	3.2 (0.13)	1.5 (0.06)
202K185-12-01	66 (2.60)	44.5 (1.75)	38 (1.50)	16.8 (0.66)	150 (5.91)	70 (2.76)	3.0 (0.12)	2.0 (0.08)	20 (0.79)	51.5 (2.03)	3.8 (0.15)	2.0 (0.08)

This is a trimmed variant
Modified dimensions are shown thus:- #

Copyright (!)

The copyright in this drawing is the property of Tyco Electronics UK Ltd. The drawing is issued on the condition that it is not copied, reproduced or disclosed to a third party, either in whole or in part without the prior written consent of Tyco Electronics UK Ltd.

Drawn A.LILLEY. Checked Issue 3 Date September 2006 Conforms to ISO Recommendations
Approval Design MKTG. Q.A. 3rd Angle Projection Not to Scale



Raychem		Specification Control Drawing	Part Number 202K1**-12-01	Issue 3
Iss.	Date	E.C.R. No.	Details of Change	
2	September 2001	CR01-HM-0018	"R" dimension changed	
3	September 2006	CR06-HM-011	Eyelet note added to page 1	
3	September 2006	CR06-DM-104	Material description name changed	

Ordering Information

202K1**-12-01/**-0				
	↑	↑	↑	Adhesive Slash Number (if required see compatibility chart)
		↑		Modification number
			↑	Material Dash Number (see compatibility chart)
				Base Part Number

COMPATIBILITY CHART

Material Dash Number	Material Description	SPEC Number	Coating Slash Number
-12	FLUOROELASTOMER, FLEXIBLE	RT-1312, RW-2071	/225

NOTES

- ① Dimension U does not apply on sizes 202K121 thru 202K153.
- ② Part is supplied without eyelet feature as standard
If eyelet feature is required, add CS-1863 to description:-
202K132-12-01-CS-1836-0
If eyelet feature and clip is required, add CS-1858 to description:-
202K132-12-01-CS-1858-0
- ③ As supplied dimensions are for uncoated parts, when coating is added entry diameters will reduce by 1.5mm Max.

Tyco Electronics UK Ltd. Faraday Road, Swindon, Wiltshire, SN3 5HH England Telephone: (01793) 528171 Fax: 572516	Tyco Electronics Corporation 300, Constitution Drive, Menlo Park, CA 94025 USA Telephone (650) 361-3860 Fax: (650) 361-5579
Cage Code K1010	Cage Code 06090

Mouser Electronics

Authorized Distributor

Click to View Pricing, Inventory, Delivery & Lifecycle Information:

[TE Connectivity:](#)

[202K132-12-01-0](#)