

4

3

2

1

THIS DRAWING IS UNPUBLISHED.

RELEASED FOR PUBLICATION

© COPYRIGHT — BY TYCO ELECTRONICS CORPORATION. ALL RIGHTS RESERVED.

LOC

DIST

REVISIONS

AF

50

P

LTR

DESCRIPTION

DATE

DWN

APVD

0

TRANSFERED TO TYCO FORMAT

11APR02

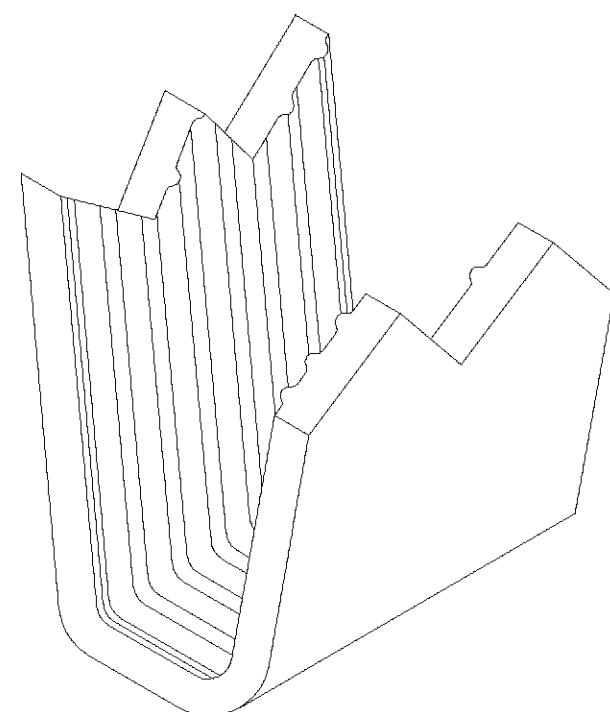
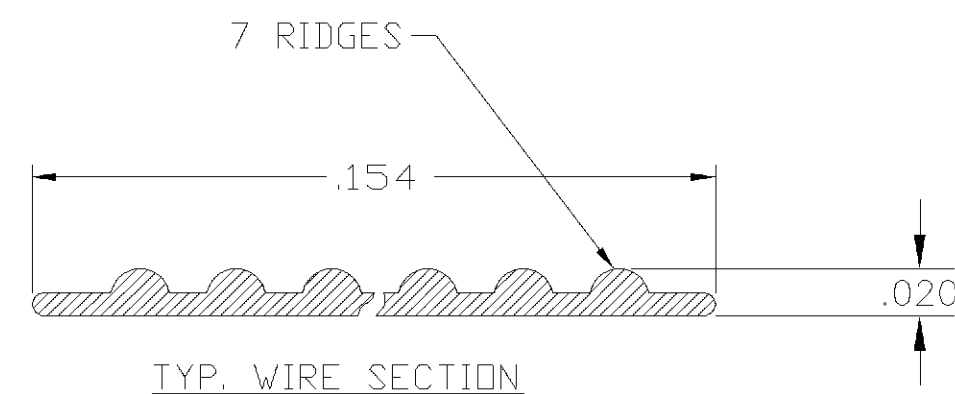
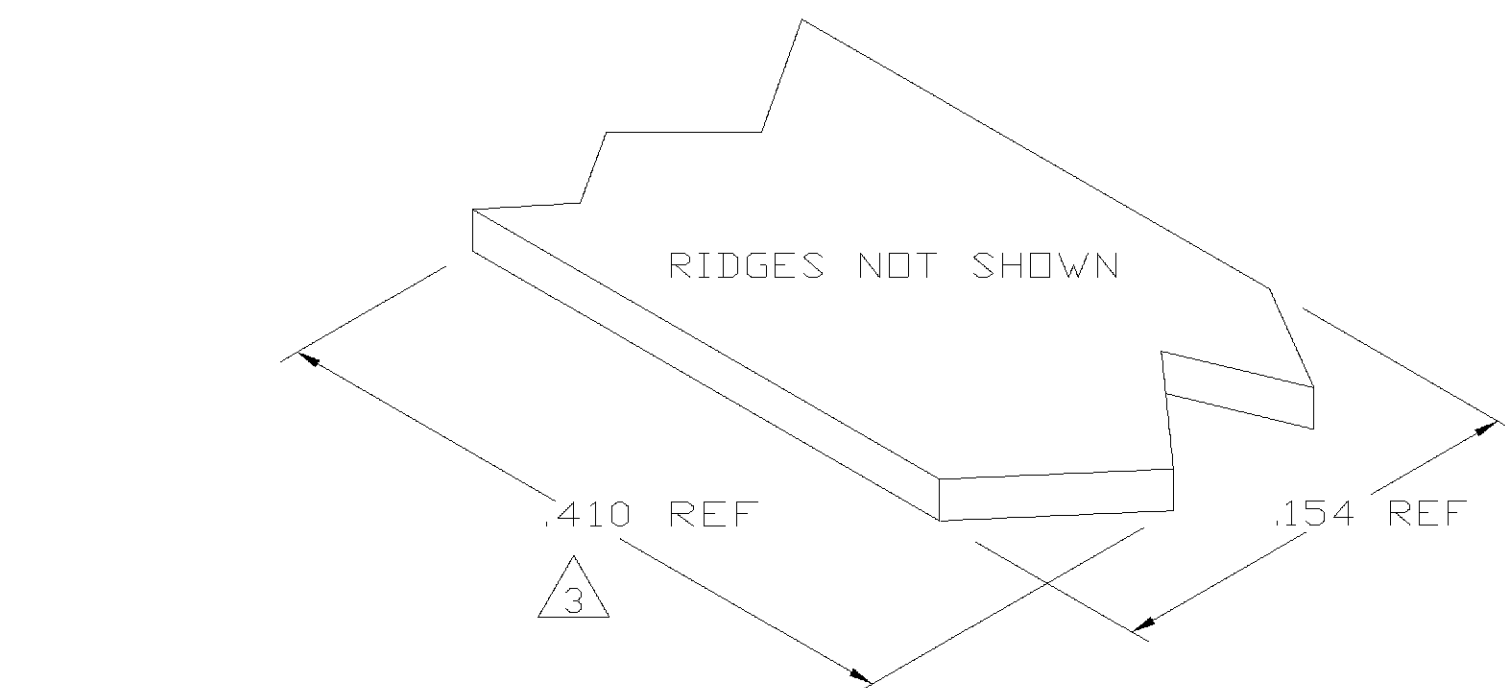
MF

EH

1 CRIMPBAND MATERIAL PROVIDED IN CONTINUOUS STRIP.

2 THIS PART NUMBER WAS AMTRONICS NUMBER L092/125-D20B.

3 BLANK LENGTH DETERMINED BY 092/125 TOOLSET.



PARTIAL FORMED VIEW (REF)  
FORMED BY APPLICATION TOOLING

1601681-1

PART NUMBER

THIS DRAWING IS A CONTROLLED DOCUMENT.

DWN 11APR2002

MICHAEL S. FEHER

CHK 11APR2002

EDWARD HOWARD

APVD 11APR2002

EDWARD HOWARD

PRODUCT SPEC

APPLICATION SPEC

WEIGHT

—

CUSTOMER DRAWING

**tyco**  
**Electronics**Tyco Electronics Corporation  
Harrisburg, PA 17105-3608

NAME

CRIMPBAND, RTM

SIZE

CAGE CODE

DRAWING NO

RESTRICTED TO

A3

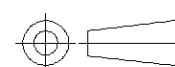
00779

C-1601681

SCALE 1:1

SHEET 1 OF 1

REV 0

DIMENSIONS:  
INCHESTOLERANCES UNLESS  
OTHERWISE SPECIFIED:0 PLC ± —  
1 PLC ± —  
2 PLC ± —  
3 PLC ± .005  
4 PLC ± —  
ANGLES ± —

MATERIAL

UNS C26000 BRASS

FINISH

NONE

# Mouser Electronics

Authorized Distributor

Click to View Pricing, Inventory, Delivery & Lifecycle Information:

[TE Connectivity:](#)

[L092/125D20B](#)