
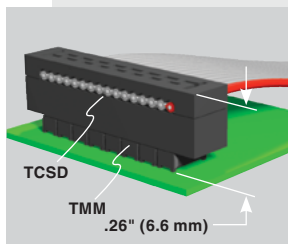


TIGER EYE™
IDC


TCSD-08-D-02.00-01-N-R

(2.00 mm) .0787"

TCSD SERIES

TIGER EYE™ IDC SOCKET CABLE

Mates with:

TMM, TMMH, STMM,
MMT, TW, MTMM, EHT,
ETMM (-SR), ZSTMM

SPECIFICATIONS

For complete specifications
see www.samtec.com?TCSD

Insulator Material:

Black Glass Filled Polyester

Contact:

BeCu

Plating:

Au or Sn over 50 μ" (1.27 μm) Ni

Wire:

28 AWG 7/36 Stranded,

Tinned, Copper with

Gray PVC Insulator

Current Rating (TCSD/STMM):

2.8 A per pin

(2 pins powered)

Operating Temp Range:

-40 °C to +105 °C

Lead Size Accepted:

(0.48 mm) .019" to

(0.53 mm) .021"

Insertion Depth:

(2.87 mm) .113" to

(3.17 mm) .125"

RoHS Compliant:

Yes

RECOGNITIONS

For complete scope of
recognitions see
www.samtec.com/quality



FILE NO. E111594

ALSO AVAILABLE (MOQ Required)

- Other sizes
- Other platings

POLARIZING KEY

Specify PK-01-07 for
polarizing key (Available
in wheels of six each).
Also polarizes SMM
Series socket strips.

Note:
TCSD Series assemblies are
non-standard, non-returnable.

TYPE STRIP — NO. PINS PER ROW — END OPTION — LENGTH — 01 — PLATING OPTION — N — OTHER OPTION

—04, —05,
—06, —07,
—08, —10, —12,
—13, —15, —17,
—20, —22, —25
(Standard sizes)

—"XX.XX"
= Assembled Length

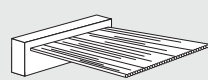
Assembled Length
in INCHES (±1/8")
2 inches minimum

—N
= Notch Polarization

—F = Gold flash on contact

Leave blank for standard plating:
30 μ" (0.76 μm) Gold on contact area

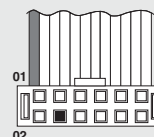
—S
= Single End



—D
= Double End

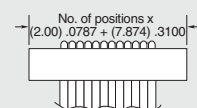


—P "XX"
= Position Polarization



Specify "XX" as position
number. Same position
will be polarized on
both ends.


—SR
= Strain Relief



Not available with —O, —M,
—R, —DXX or —BXX

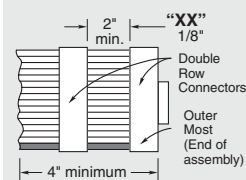
—B "XX"
= Breakout

Specify "XX" as number of
conductors to be broken out.

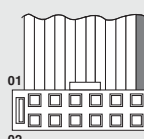


Breakout starts with Number 1
lead indicated by brown wire or
red stripe. Shown on top side.

—D "XX"
= Daisy Chain



—RW
= Reverse Wiring

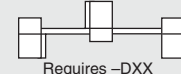


Blue or black wire
opposite position #1.

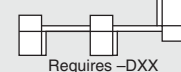
—R
= Reversed



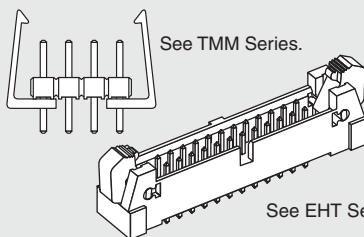
—M
= Middle Reverse



—O
= Outside Reverse



EJECTOR HEADERS & LOCKING CLIPS



See TMM Series.

See EHT Series.

RUGGEDIZED
BY SAMTEC

- Ejector headers
- Locking clips
- Strain relief option

Due to technical progress, all designs, specifications and components are subject to change without notice.

WWW.SAMTEC.COM

All parts within this catalog are built to Samtec's specifications.

Customer specific requirements must be approved by Samtec and identified in a Samtec customer-specific drawing to apply.

Mouser Electronics

Authorized Distributor

Click to View Pricing, Inventory, Delivery & Lifecycle Information:

[Samtec:](#)

[TCSD-22-D-08.00-01-F-N](#) [TCSD-22-D-04.50-01-F-N](#)