

Bus coupler - AXL F BK ETH - 2688459

Please be informed that the data shown in this PDF Document is generated from our Online Catalog. Please find the complete data in the user's documentation. Our General Terms of Use for Downloads are valid (<http://phoenixcontact.com/download>)



Axioline F, Bus coupler, Modbus/TCP(UDP), RJ45 socket, transmission speed in the local bus: 100 Mbps, including bus base module and Axioline F connector

Product Description

The bus coupler is intended for use within a Modbus/TCP (UDP) network and represents the link to the Axioline F I/O system. Up to 63 Axioline F devices can be connected to the bus coupler.


Why buy this product

- ✓ 2 Ethernet ports (with integrated switch)
- ✓ Transmission speed of 10 Mbps and 100 Mbps
- ✓ Rotary coding switches for setting the IP address assignment and other functions
- ✓ Modbus/TCP (UDP) support
- ✓ BootP and DHCP
- ✓ Firmware can be updated
- ✓ Runtime in the bus coupler is negligible (almost 0 µs) (for Modbus/UDP)
- ✓ Typical cycle time of the Axioline F local bus is around 10 µs



Modbus/TCP (UDP)

Key Commercial Data

Packing unit	1 pc
GTIN	 4 046356 710770
GTIN	4046356710770

Technical data

Dimensions

Width	45 mm
Height	126.1 mm
Depth	74 mm
Note on dimensions	The depth is valid when a TH 35-7,5 DIN rail is used (according to EN 60715).

Ambient conditions

Bus coupler - AXL F BK ETH - 2688459

Technical data

Ambient conditions

Ambient temperature (operation)	-25 °C ... 60 °C (Mounting position: wall mounting on horizontal DIN rail)
	-25 °C ... 55 °C (Mounting position: any)
Ambient temperature (storage/transport)	-40 °C ... 85 °C
Permissible humidity (operation)	5 % ... 95 % (non-condensing)
Permissible humidity (storage/transport)	5 % ... 95 % (non-condensing)
Air pressure (operation)	70 kPa ... 106 kPa (up to 3000 m above sea level)
Air pressure (storage/transport)	70 kPa ... 106 kPa (up to 3000 m above sea level)
Degree of protection	IP20

Connection data

Designation	Axioline F connector
Connection method	Push-in connection
Note on the connection method	Please observe the information provided on conductor cross sections in the "Axioline F: system and installation" user manual.
Conductor cross section solid min.	0.2 mm ²
Conductor cross section solid max.	1.5 mm ²
Conductor cross section flexible min.	0.2 mm ²
Conductor cross section flexible max.	1.5 mm ²
Conductor cross section AWG min.	24
Conductor cross section AWG max.	16
Stripping length	8 mm

General

Mounting type	DIN rail
Net weight	177 g
Note on weight specifications	with connector and bus base module

Interfaces

Designation	Modbus/TCP (UDP)
No. of channels	2
Connection method	RJ45 socket
Note on the connection method	Auto negotiation and autocrossing
Transmission speed	10/100 Mbps (Half or full duplex mode (automatic detection, can be adjusted manually))
Transmission physics	Ethernet in RJ45 twisted pair
Designation	Axioline F local bus
Connection method	Bus base module
Transmission speed	100 Mbps
Designation	Service
Connection method	Micro USB type B

System limits of the bus coupler

Number of supported devices	max. 63 (per station)
Number of local bus devices that can be connected	max. 63

Bus coupler - AXL F BK ETH - 2688459

Technical data

Axioline potentials

Designation	Communications power U_L feed-in (the supply of the Axioline F local bus U_{Bus} is generated from U_L)
Supply voltage	24 V DC
Supply voltage range	19.2 V DC ... 30 V DC (including all tolerances, including ripple)
Current consumption	max. 583 mA (with 2 A at U_{Bus} for the I/Os and $U_L = 24$ V)
Power consumption	max. 14 W (with 2 A load at U_{Bus} for the I/Os)
Designation	Axioline F local bus supply (U_{Bus})
Supply voltage	5 V DC (via bus base module)
Power supply unit	2 A
Type of protection	Surge protection of the supply voltage
	Polarity reversal protection of the supply voltage

Standards and Regulations

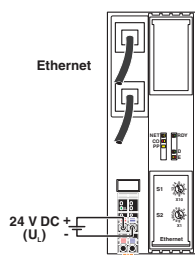
Mechanical tests	Vibration resistance in acc. with EN 60068-2-6/IEC 60068-2-6 5g
	Shock in acc. with EN 60068-2-27/IEC 60068-2-27 30g
	Continuous shock according to EN 60068-2-27/IEC 60068-2-27 10g
Protection class	III, IEC 61140, EN 61140, VDE 0140-1

Environmental Product Compliance

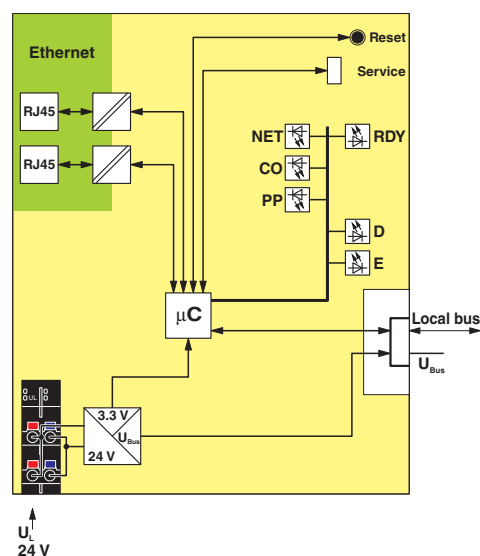
China RoHS	Environmentally friendly use period: unlimited = EFUP-e
	No hazardous substances above threshold values

Drawings

Connection diagram



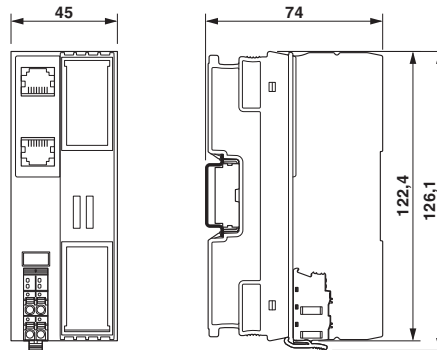
Block diagram



Internal wiring of the terminal points

Bus coupler - AXL F BK ETH - 2688459

Dimensional drawing



Phoenix Contact 2018 © - all rights reserved
<http://www.phoenixcontact.com>

PHOENIX CONTACT GmbH & Co. KG
Flachsmarktstr. 8
32825 Blomberg
Germany
Tel. +49 5235 300
Fax +49 5235 3 41200
<http://www.phoenixcontact.com>

Mouser Electronics

Authorized Distributor

Click to View Pricing, Inventory, Delivery & Lifecycle Information:

Phoenix Contact:

2688459