

# TLP150CJ Enclosure

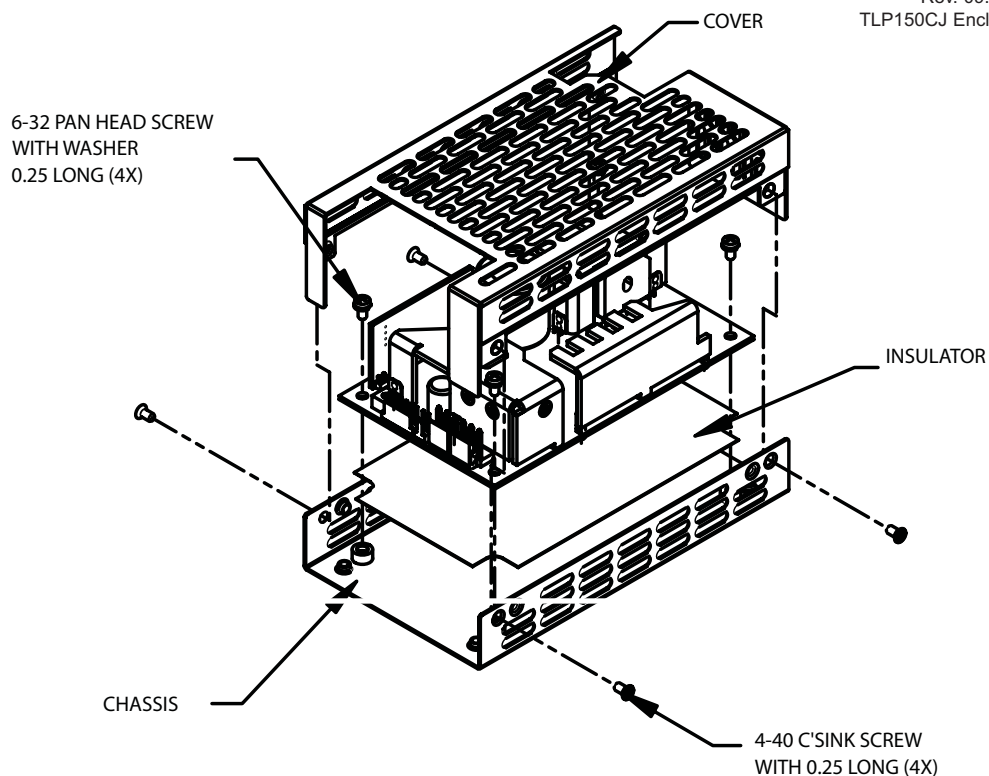
## Installation Notes

### TLP150CJ • Cover Accessory Kit

TLP150CJ will fit the TLP150 power supplies.

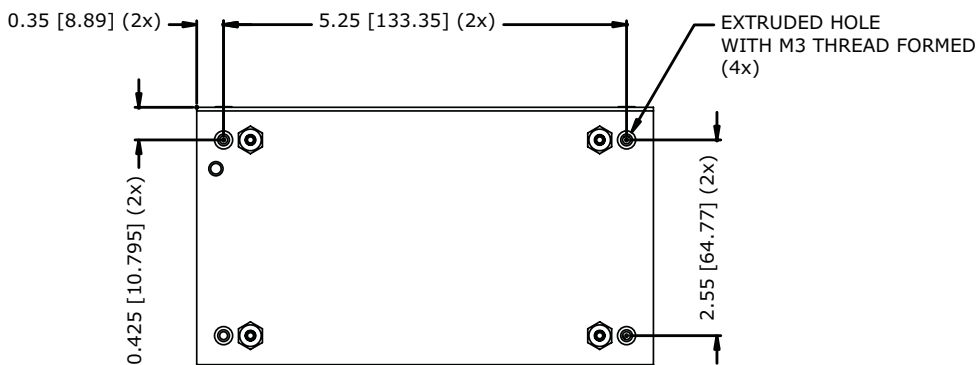
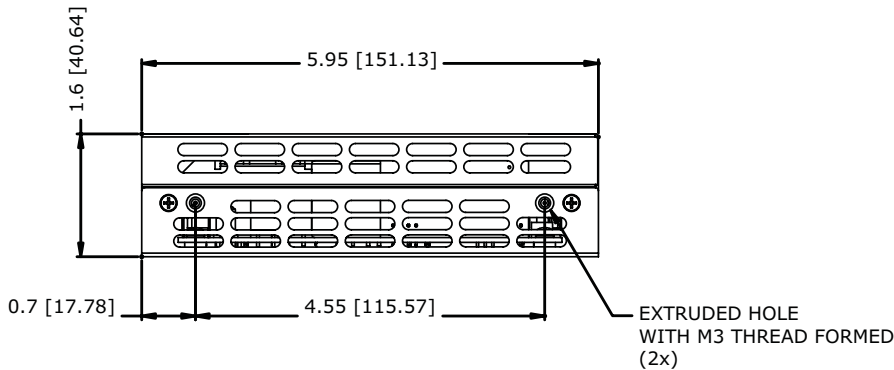
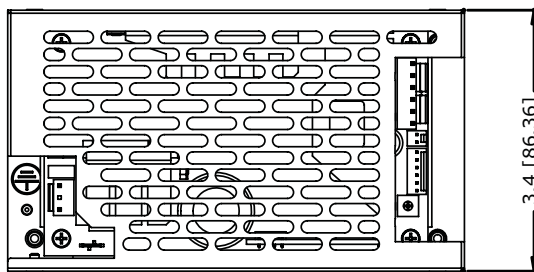
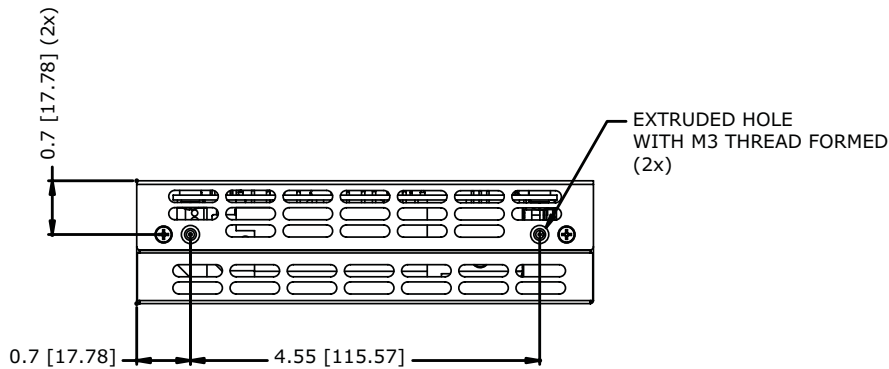
## Materials

- 1 Base
- 1 Cover
- 4 M3X6mm Pan head screws  
with spring washer
- 4 M3X6mm countersunk  
screws
- 1 M4 nut
- 1 M4 star washer
- 1 M4 spring washer
- 1 Plastic insulator sheet



## Installation Instructions and Notes

1. Place the insulator over the chassis as shown.
2. Place TLP150 power supply over the insulator as shown.
3. Align the 4x power supply to the chassis standoff.
4. Secure 4 pan head screws with washer provided with in kit as shown.
5. Place the cover over TLP150 power supply as shown.
6. Align the 4x cover to the U-bracket countersink holes.
7. Secure 4 countersink screws provided with in kit as shown.
8. Overall dimensions: 5.95 (151.13) x 3.4 (86.36) x 1.6 (40.64).
9. Base plate has two sets of customer mountings:
  - a. Bottom mounting (4X) M3 inserts. Max. screw penetration 0.0787 (2mm)
  - b. Side mounting (4X) M3 inserts. Max. screw penetration 0.236 (6mm)
10. Ensure insulator is correctly fitted in base under PCB to maintain safety creepage and clearances.
11. Ensure base is firmly connected to supply earth via the earth stud marked Ⓛ
12. When using this enclosure, ensure that relevant safety standards (e.g. EN60950) are complied with, in respect to creepage and clearance distances, and distances through insulation.
13. All dimensions are in inches (mm)



## Americas

5810 Van Allen Way  
Carlsbad, CA 92008  
USA  
Telephone: +1 760 930 4600  
Facsimile: +1 760 930 0698

## Europe (UK)

Waterfront Business Park  
Merry Hill, Dudley  
West Midlands, DY5 1LX  
United Kingdom  
Telephone: +44 (0) 1384 842 211  
Facsimile: +44 (0) 1384 843 355

## Asia (HK)

16th - 17th Floors, Lu Plaza  
2 Wing Yip Street, Kwun Tong  
Kowloon, Hong Kong  
Telephone: +852 2176 3333  
Facsimile: +852 2176 3888

For global contact, visit:

[www.astecpower.com](http://www.astecpower.com)

[www.artesyn.com](http://www.artesyn.com)

[technicalsupport@astec.com](mailto:technicalsupport@astec.com)

[technicalsupport@artesyn.com](mailto:technicalsupport@artesyn.com)

While every precaution has been taken to ensure accuracy and completeness in this literature, Emerson Network Power assumes no responsibility, and disclaims all liability for damages resulting from use of this information or for any errors or omissions.

## Emerson Network Power.

The global leader in enabling  
business-critical continuity.

- AC Power
- Connectivity
- DC Power
- Embedded Power**
- Inbound Power
- Integrated Cabinet Solutions
- Outside Plant
- Precision Cooling
- Site Monitoring and Services

[EmersonNetworkPower.com](http://EmersonNetworkPower.com)

Emerson Network Power and the Emerson Network Power logo are trademarks and service marks of Emerson Electric Co.  
©2007 Emerson Electric Co.

# Mouser Electronics

Authorized Distributor

Click to View Pricing, Inventory, Delivery & Lifecycle Information:

[Artesyn Embedded Technologies:](#)

[TLP150CJ](#)