


PCB terminal block - IDC 0,3/ 3-3,81 - 1706183

Please be informed that the data shown in this PDF Document is generated from our Online Catalog. Please find the complete data in the user's documentation. Our General Terms of Use for Downloads are valid (<http://phoenixcontact.com/download>)



PCB terminal block, Nominal current: 5 A, Nom. voltage: 160 V, Pitch: 3.81 mm, Number of positions: 3, Connection method: Displacement connection, Mounting: Wave soldering, Conductor/PCB connection direction: 0°, Color: green

The figure shows a 10-position version of the product

Product Features

- The IDC range is suitable for cables with PVC and PE insulation
- Tool-free connection of insulated conductors in a short assembly time
- PCB terminal block with fast insulation displacement connection technology and 3.81 mm pitch
- With a limit frequency of over 100 MHz, the IDC range meets the quality requirements of CAT5 according to EN 50173 and ISO/IEC 11801



Key Commercial Data

Packing unit	1 pc
Minimum order quantity	50 pc
GTIN	 4 017918 116682
Weight per Piece (excluding packing)	2.0 g
Custom tariff number	85369010
Country of origin	Poland

Technical data

Dimensions

Length	10 mm
Pitch	3.81 mm
Dimension a	7.62 mm
Constructional height	15 mm

PCB terminal block - IDC 0,3/ 3-3,81 - 1706183

Technical data

Dimensions

Length of the solder pin	3.5 mm
Pin dimensions	1 x 0,4 mm
Hole diameter	1.3 mm

General

Range of articles	IDC 0,3
Insulating material group	I
Rated surge voltage (III/3)	2.5 kV
Rated surge voltage (III/2)	2.5 kV
Rated surge voltage (II/2)	2.5 kV
Rated voltage (III/3)	160 V
Rated voltage (III/2)	160 V
Rated voltage (II/2)	320 V
Connection in acc. with standard	EN-VDE
Nominal current I_N	5 A
Nominal cross section	0.34 mm ²
Maximum load current	5 A (with 0.34 mm ² conductor cross section)
Insulating material	PA
Solder pin surface	Sn
Flammability rating according to UL 94	V0
Number of positions	3

Connection data

Conductor cross section solid min.	0.13 mm ²
Conductor cross section solid max.	0.34 mm ²
Conductor cross section flexible min.	0.22 mm ²
Conductor cross section flexible max.	0.34 mm ²
Conductor cross section AWG min.	26
Conductor cross section AWG max.	22
Wire diameter incl. insulation	1.8 mm

Standards and Regulations

Connection in acc. with standard	EN-VDE
	CSA
Flammability rating according to UL 94	V0

PCB terminal block - IDC 0,3/ 3-3,81 - 1706183

Classifications

eCl@ss

eCl@ss 4.0	27141109
eCl@ss 4.1	27141109
eCl@ss 5.0	27141190
eCl@ss 5.1	27141190
eCl@ss 6.0	27261101
eCl@ss 7.0	27440401
eCl@ss 8.0	27440401
eCl@ss 9.0	27440401

ETIM

ETIM 3.0	EC001121
ETIM 4.0	EC002643
ETIM 5.0	EC002643

UNSPSC

UNSPSC 6.01	30211801
UNSPSC 7.0901	39121432
UNSPSC 11	39121432
UNSPSC 12.01	39121432
UNSPSC 13.2	39121432

Approvals

Approvals

Approvals

CSA / UL Recognized / cUL Recognized / EAC / EAC / cULus Recognized

Ex Approvals

Approvals submitted

Approval details

PCB terminal block - IDC 0,3/ 3-3,81 - 1706183

Approvals

CSA			
	B	D	
	mm ² /AWG/kcmil	28-22	28-22
	Nominal current I _N	5 A	5 A
	Nominal voltage U _N	300 V	300 V

UL Recognized			
	B	D	
	mm ² /AWG/kcmil	28-22	28-22
	Nominal current I _N	5 A	5 A
	Nominal voltage U _N	250 V	300 V

cUL Recognized			
	B	D	
	mm ² /AWG/kcmil	28-22	28-22
	Nominal current I _N	5 A	5 A
	Nominal voltage U _N	250 V	300 V

EAC

EAC

cULus Recognized			
	B	D	
	mm ² /AWG/kcmil	28-22	28-22
	Nominal current I _N	5 A	5 A
	Nominal voltage U _N	250 V	300 V

Accessories

Accessories

Labeled terminal marker

PCB terminal block - IDC 0,3/ 3-3,81 - 1706183

Accessories

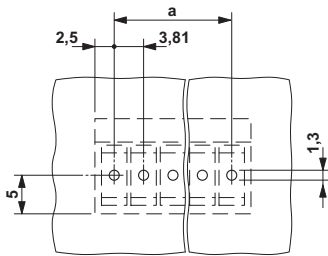
Marker card - SK 3,81/2,8:FORTL.ZAHLEN - 0804109



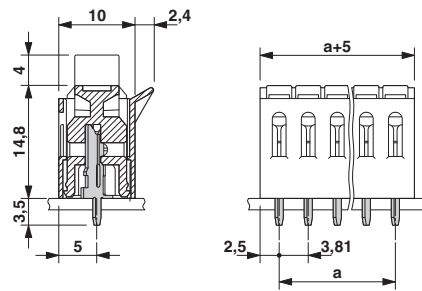
Marker card, Card, white, labeled, Horizontal: Consecutive numbers 1 - 10, 11 - 20, etc. up to 91 - (99)100, Mounting type: Adhesive, for terminal block width: 3.81 mm, Lettering field: 3.81 x 2.8 mm

Drawings

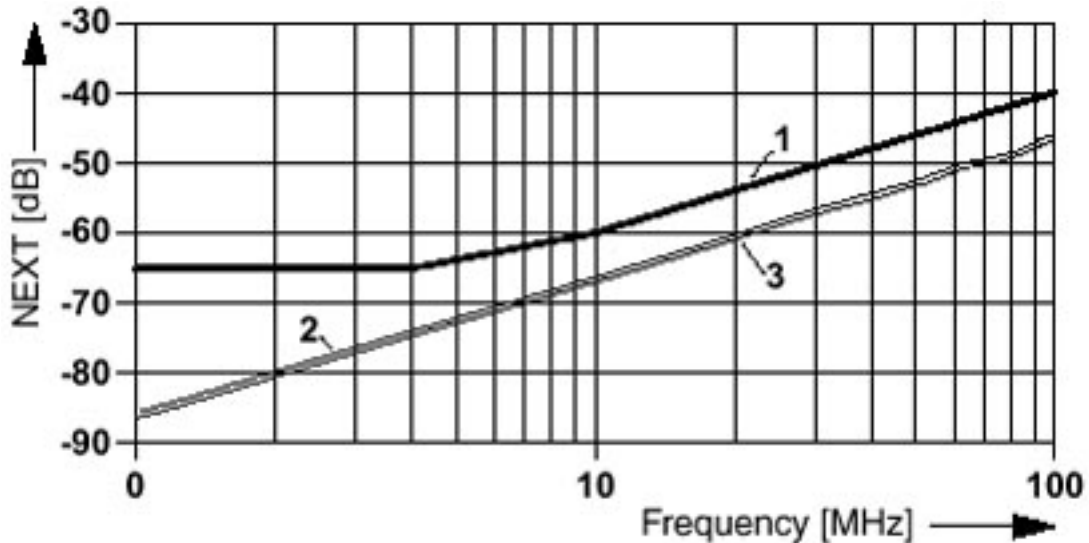
Drilling diagram



Dimensional drawing



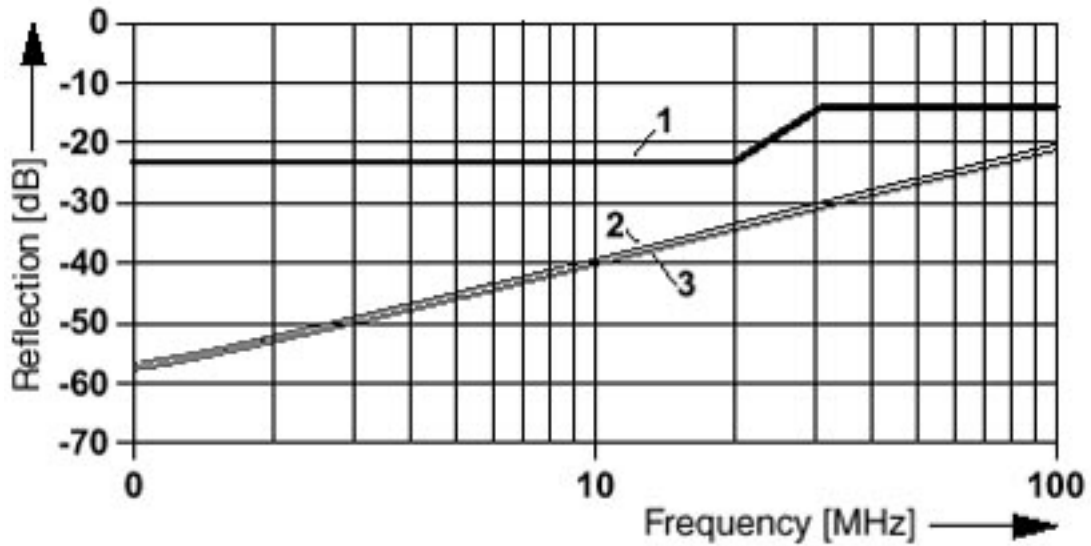
Diagram



- 1 = Limit values acc. to EN 50173 for connection technology
- 2 = NEXT 12-36 on the soldering tag
- 3 = NEXT 12-36 on the contact terminal block

PCB terminal block - IDC 0,3/ 3-3,81 - 1706183

Diagram



- 1 = Limit values acc. to EN 50173 for connection technology
- 2 = NEXT 12 on the soldering tag
- 3 = NEXT 36 on the soldering tag

Mouser Electronics

Authorized Distributor

Click to View Pricing, Inventory, Delivery & Lifecycle Information:

[Phoenix Contact:](#)

[1706183](#)