

QMSS-026-06.75-L-D-A

QMSS-052-06.75-L-D-A

QMSS SERIES

(0.635 mm) .025"

SHIELDED GROUND PLANE HEADER

SPECIFICATIONS

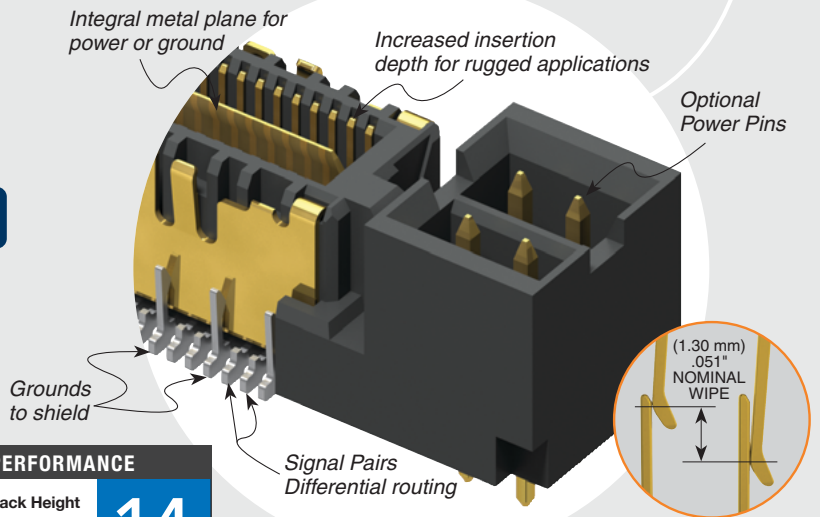
For complete specifications and recommended PCB layouts see www.samtec.com?QMSS

- Insulator Material:**
Liquid Crystal Polymer
Terminal, Ground Plane & Shield Material:
Phosphor Bronze
Plating:
Au over 50 μ" (1.27 μm) Ni
(Tin on Ground Plane Tail)
Voltage Rating:
300 VAC mated with QFSS
Operating Temp:
-55 °C to +125 °C
RoHS Compliant:
Yes

Board Mates:
QFSS
Standoffs:
SO

RUGGEDIZED
BY SAMTEC

- Increased insertion depth
- Integral guide post



HIGH-SPEED CHANNEL PERFORMANCE

QMSS-DP/QFSS-DP @ 11 mm Mated Stack Height

Rating based on Samtec reference channel.

For full SI performance data visit Samtec.com or contact SIG@samtec.com

14

G b p s

PROCESSING

- Lead-Free Solderable:**
Yes
SMT Lead Coplanarity:
(0.10 mm) .004" max (026-078)
Board Stacking:
For applications requiring more than two connectors per board, contact ipg@samtec.com

RECOGNITIONS

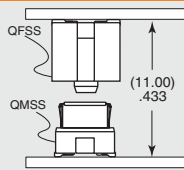
For complete scope of recognitions see www.samtec.com/quality



ALSO AVAILABLE (MOQ Required)

- Headers without Alignment Pins
- 8 Power Pins/End
- 4 or 8 Power Pins/End for (2.36 mm) .093" thick board
- Guide Post
- Edge Mount
- 64 (-DP) and 104 pins per row

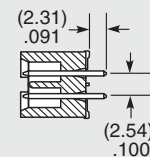
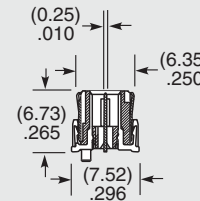
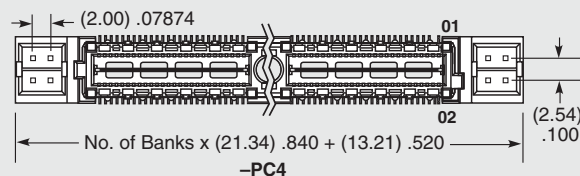
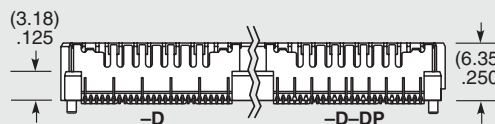
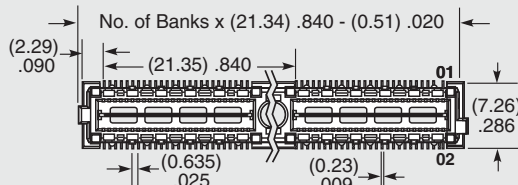
APPLICATION



Notes:
Patented

Some lengths, styles and options are non-standard, non-returnable.

QMSS	PINS PER ROW NO. OF PAIRS	06.75	PLATING OPTION	TYPE	A	OTHER OPTION
<p>-026, -052, -078 (52 total pins per bank 40 signals + 12 grounds to shield = -D)</p> <p>-016, -032, -048 (16 pairs per bank = -D-DP)</p>			<p>-L = 10 μ" (0.25 μm) Gold on Signal Pins, Shield and Ground Plane (Tin on Signal Pin tails, and Ground Plane tails)</p>	<p>-D = Single-Ended</p> <p>-D-DP = Differential Pair</p>	<p>-K = (5.50 mm) .217" DIA Polyimide film Pick & Place Pad (N/A with -PC4)</p> <p>-PC4 = 4 Power Pins/End (N/A with -A)</p>	



OTHER SOLUTIONS

See SO Series for precision machined standoffs.

Due to technical progress, all designs, specifications and components are subject to change without notice.

Mouser Electronics

Authorized Distributor

Click to View Pricing, Inventory, Delivery & Lifecycle Information:

Samtec:

[QMSS-026-06.75-H-D-A](#) [QMSS-016-06.75-L-D-DP-PC4](#) [QMSS-078-06.75-L-D-PC4](#) [QMSS-026-06.75-L-D-PC4](#)
[QMSS-052-06.75-L-D-A](#) [QMSS-026-06.75-L-D-A](#) [QMSS-016-06.75-L-D-DP-A](#) [QMSS-032-06.75-L-D-DP-PC4](#) [QMSS-052-06.75-H-D-PC4](#) [QMSS-032-06.75-H-D-DP-A-GP](#) [QMSS-016-01-H-D-DP-EM2](#) [QMSS-104-01-L-D-EM2](#) [QMSS-016-01-L-D-DP-EM2](#) [QMSS-032-01-L-D-DP-EM2](#) [QMSS-078-01-L-D-EM2-PC4](#) [QMSS-048-01-H-D-DP-EM2-PC4](#) [QMSS-104-01-H-D-EM2](#) [QMSS-016-01-L-D-DP-EM2-PC4](#) [QMSS-048-01-L-D-DP-EM2](#) [QMSS-048-01-H-D-DP-EM2](#) [QMSS-026-01-L-D-EM2](#) [QMSS-026-01-L-D-EM2-PC4](#) [QMSS-052-01-L-D-EM2-PC8](#) [QMSS-016-01-H-D-DP-EM2-PC8](#) [QMSS-052-01-H-D-EM2](#) [QMSS-078-01-H-D-EM2](#) [QMSS-078-01-L-D-EM2](#) [QMSS-026-01-H-D-EM2](#) [QMSS-052-01-L-D-EM2](#) [QMSS-052-01-L-D-EM2-PC4](#) [QMSS-064-01-H-D-DP-EM2](#) [QMSS-016-01-H-D-DP-EM2-PC4](#) [QMSS-032-01-H-D-DP-EM2-PC4](#) [QMSS-048-01-L-D-DP-EM2-PC4](#) [QMSS-052-01-H-D-EM2-PC4](#) [QMSS-064-01-L-D-DP-EM2](#) [QMSS-078-01-H-D-EM2-PC4](#) [QMSS-032-01-H-D-DP-EM2-PC8](#) [QMSS-032-01-L-D-DP-EM2-PC4](#) [QMSS-032-01-L-D-DP-EM2-PC8](#) [QMSS-032-01-L-D-EM2-PC8](#) [QMSS-026-01-H-D-EM2-PC4](#) [QMSS-032-01-H-D-DP-EM2](#) [QMSS-016-06.75-L-D-DP](#) [QMSS-026-06.75-L-D-A-K-TR](#) [QMSS-026-06.75-L-D-A-TR](#) [QMSS-052-01-L-D-EM2-PC4-TR](#) [QMSS-078-01-H-D-EM2-PC8](#) [QMSS-052-06.75-L-D-A-K](#) [QMSS-032-06.75-H-D-DP-PC4](#) [QMSS-048-06.75-H-D-DP-A](#) [QMSS-052-06.75-H-D-A](#) [QMSS-052-06.75-H-D-A-K](#) [QMSS-078-06.75-L-D](#) [QMSS-016-06.75-H-D-DP-A](#) [QMSS-048-06.75-L-D-DP-A-K-TR](#) [QMSS-048-06.75-L-D-DP-PC4](#) [QMSS-064-06.75-L-D-DP-A](#) [QMSS-078-06.75-H-D-A](#) [QMSS-016-06.75-L-D-DP-A-K-TR](#) [QMSS-048-06.75-H-D-DP-PC4](#) [QMSS-052-06.75-H-D-A-GP](#) [QMSS-078-06.75-L-D-A](#) [QMSS-026-06.75-H-D-A-K-TR](#) [QMSS-032-06.75-L-D-DP-PT8](#) [QMSS-048-01-H-D-DP-EM2-PC8](#) [QMSS-052-06.75-H-D-A-TR](#) [QMSS-078-06.75-L-D-A-K](#) [QMSS-078-06.75-L-D-A-K-TR](#) [QMSS-016-06.75-L-D-DP-A-TR](#) [QMSS-016-06.75-L-D-DP-PC8](#) [QMSS-026-06.75-H-D-A-K](#) [QMSS-048-01-L-D-DP-EM2-PC8](#) [QMSS-052-06.75-L-D-A-GP](#) [QMSS-052-06.75-L-D-A-K-TR](#) [QMSS-078-06.75-L-D-PT4](#) [QMSS-016-06.75-L-D-DP-A-K](#) [QMSS-032-06.75-L-D-DP-A](#) [QMSS-064-06.75-H-D-DP-A](#) [QMSS-078-06.75-H-D-A-GP](#) [QMSS-016-06.75-H-D-DP-PC4](#) [QMSS-026-06.75-L-D-PC8](#) [QMSS-026-06.75-L-D-PT4](#) [QMSS-048-06.75-L-D-DP-A-K](#) [QMSS-078-01-L-D-EM2-PC8](#) [QMSS-026-06.75-L-D-A-GP](#) [QMSS-032-06.75-H-D-DP-A](#) [QMSS-052-06.75-L-D-PC4](#) [QMSS-052-06.75-L-D-PC8](#) [QMSS-104-06.75-L-D-A](#) [QMSS-026-06.75-L-D-A-K](#) [QMSS-048-06.75-L-D-DP](#) [QMSS-052-06.75-L-D-PC4-TR](#) [QMSS-104-06.75-L-D-A-K](#) [QMSS-026-06.75-H-D-PC4](#) [QMSS-032-06.75-L-D-DP](#) [QMSS-048-06.75-L-D-DP-A](#) [QMSS-052-06.75-H-D](#) [QMSS-078-06.75-H-D-PC4](#) [QMSS-016-06.75-L-D-DP-A-GP](#)