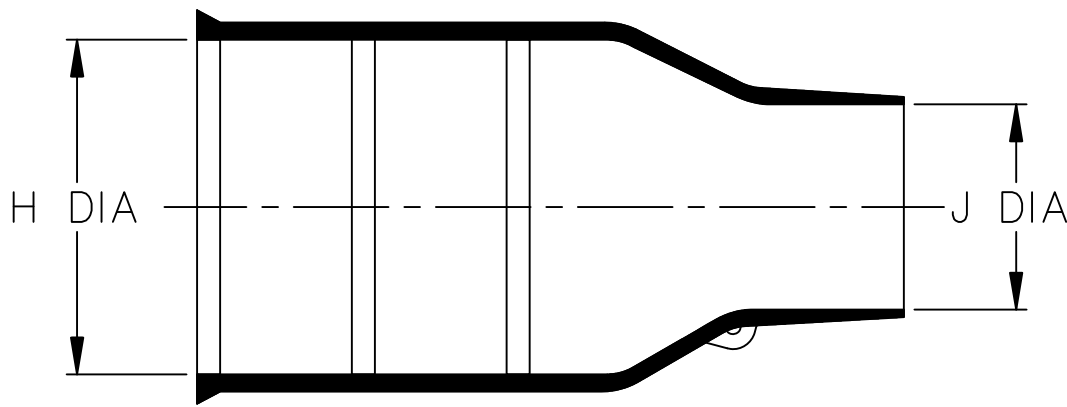
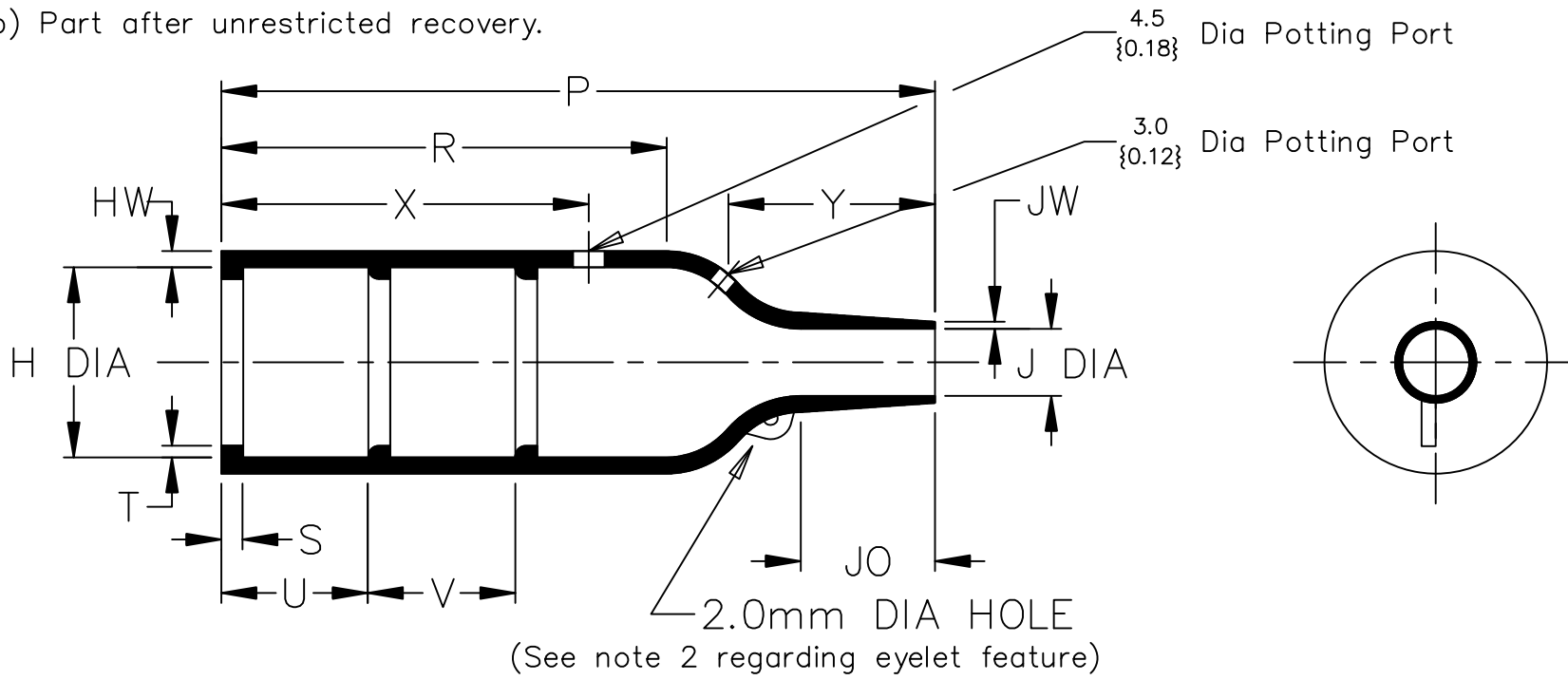


a) Part as supplied.



b) Part after unrestricted recovery.



DIMENSIONS in millimetres
{in inches, for reference}

Part No.	H		J		P	R	S	T	U&V	JO	HW	JW	X	Y
	Min a	Max b	Min a	Max b	±10% b	±10% b	±10% b	±10% b	±10% b	±10% b	±20% b	±20% b	±20% b	±20% b
① 202K121	24 {0.94}	10.4 {0.41}	12 (0.47)	5.6 {0.22}	38 {1.50}	21 {0.83}	3.0 {0.12}	1.0 {0.04}	12 {0.47}	8.5 {0.33}	1.6 {0.06}	0.9 {0.04}	24 {0.94}	13 {0.51}
① 202K132	30 {1.18}	14.2 {0.56}	14 (0.55)	5.9 {0.23}	55 {2.17}	32 {1.26}	3.0 {0.12}	1.0 {0.04}	12 {0.47}	11.5 {0.45}	1.8 {0.07}	1.0 {0.04}	24 {0.94}	18 {0.71}
① 202K142	31 {1.22}	18.0 {0.71}	15 (0.59)	7.1 {0.28}	67 {2.64}	35 {1.38}	3.0 {0.12}	1.0 {0.04}	20 {0.79}	17.0 {0.67}	1.8 {0.07}	1.0 {0.04}	32 {1.26}	25 {0.98}
① 202K153	36 {1.42}	22.4 {0.88}	18 (0.71)	8.4 {0.33}	80 {3.15}	42 {1.65}	3.0 {0.12}	1.0 {0.04}	20 {0.79}	19.5 {0.77}	2.0 {0.08}	1.0 {0.04}	32 {1.26}	30 {1.18}
202K163	42 (1.65)	28.2 {1.11}	21 (0.83)	9.9 {0.39}	99 {3.90}	61 {2.40}	3.0 {0.12}	1.7 {0.07}	20 {0.79}	21.0 {0.83}	2.2 {0.09}	1.0 {0.04}	52 {2.05}	30 {1.18}
202K174	60 {2.36}	35.1 {1.38}	35 (1.38)	15.7 {0.62}	130 {5.12}	72 {2.83}	3.0 {0.12}	1.7 {0.07}	20 {0.79}	39.0 {1.54}	3.2 {0.13}	1.5 {0.06}	52 {2.05}	50 {1.97}
202K185	66 {2.60}	44.5 {1.75}	38 (1.50)	16.8 {0.66}	170 {6.69}	90 {3.54}	3.0 {0.12}	2.0 {0.08}	20 {0.79}	51.5 {2.03}	3.8 {0.15}	2.0 {0.08}	52 {2.05}	70 {2.76}

② See over for explanation of Notes

o a third party, either in whole or in part without the prior written consent of Tyco Electronics UK Ltd.

Drawn A.LILLEY. Checked Issue 4 Date September 2006 Confor

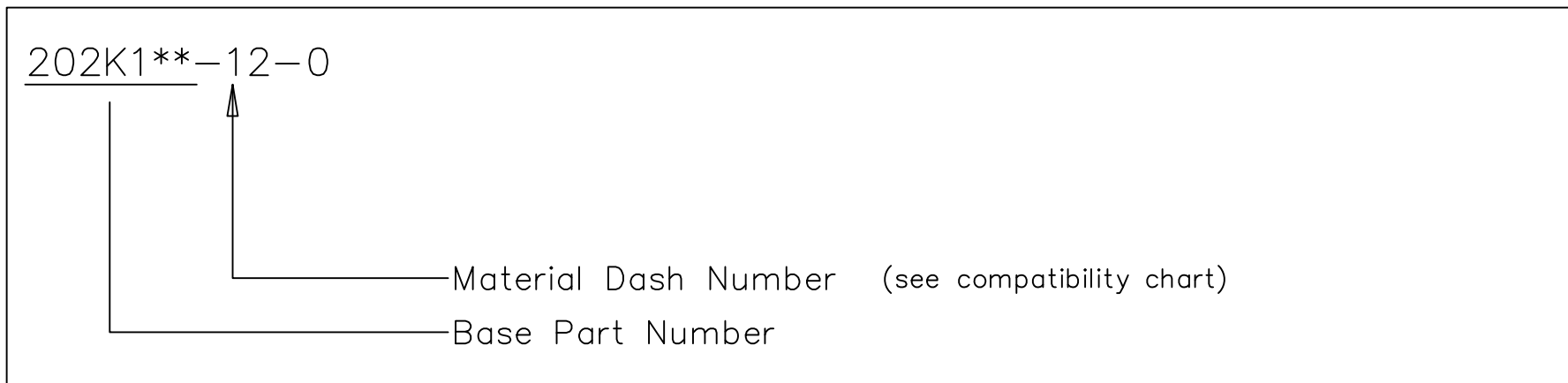
Design MKTG. Q.A.

Not to Scale



Iss.	Date	E.C.R. No.	Details of Change
2	September 2006	CR06–HM–011	Eyelet note added to page 1
2	September 2006	CR06–DM–104	Material description name changed
3	March 2011	****	Issue Not Raised
4	August 2014	ECN–14–****	Logo Updated

Ordering Information



COMPATIBILITY CHART

Material Dash Number	Material Description	SPEC Number	Coating Slash Number
–12	FLUROELASTOMER, FLEXIBLE	RT–1312	

NOTES

- ① Dimension U does not apply on sizes 202K121 thru 202K153.
- ② Part is supplied without eyelet feature as standard
If eyelet feature is required, add CS–1863 to description:–
202K132–12–CS–1836–0
If eyelet feature and clip is required, add CS–1858 to description:–
202K132–12–CS–1858–0
- ③ 202K121–12–00–0 potting port X is at 90° to potting port Y.

Tyco Electronics UK Ltd. Faraday Road, Swindon, Wiltshire, SN3 5HH England Telephone: (01793) 528171 Fax: 572516	
Cage Code K1010	Cage Code 06090

Mouser Electronics

Authorized Distributor

Click to View Pricing, Inventory, Delivery & Lifecycle Information:

[TE Connectivity:](#)

[202K132-12-0](#)